



Club Health Assessment for District 330 A through January 2026

			Status	Membership						Reports				Finance	LCIF	
Club Number	Club Name	Charter Date	Times in Status Quo in Past 2 Years	Current Member Count **	YTD Members Added	YTD Members Dropped	YTD Net Growth% ***	Member Count 1 Year Ago	Dropped Members Avg.Length of Service	Months Since Membership Update	Current Officers Reported ****	Current President Repeated Term	VP Reported *****	Last Date Reported Service (mm/yyyy)	Account Balance	YTD Donations
Clubs less than two years old																
157496	Tokyo Athlete	02/28/2024	Active	20	0	0	0.00%	35		0	N	None				
178443	Tokyo Casablanca	09/25/2024	Active	25	2	2	0.00%	23	1	0	Y	2		11/2025		
189172	Tokyo Hakuho	09/30/2025	Active	21	32	11	100.00%	0	3	0	Y					\$114.95
182573	Tokyo Mirai	06/10/2025	Active	27	7	0	35.00%	0		2	Y	2		01/2026		\$500.04
157779	Tokyo Toranomom Sports Agent	03/26/2024	Active	9	5	0	125.00%	14		1	Y	2				
Clubs more than two years old																
61028	OGASAWARA	07/09/1998	Active	7	0	0	0.00%	7		39	Y	18				
24585	TOKYO	03/05/1952	Active	59	9	1	15.69%	50	1	3	Y			01/2026		
122549	Tokyo 2020	06/19/2014	Active	11	0	3	-21.43%	14	6	4	Y			01/2026		\$1.36
84260	TOKYO 21st CENTURY'S	10/05/2004	Active	14	0	0	0.00%	12		8	Y			06/2015		\$1.36
24609	TOKYO ADACHI	05/25/1966	Active	32	4	0	14.29%	26		2	Y			10/2025		
33122	TOKYO ADACHI CHUO	12/14/1976	Active	16	0	0	0.00%	17		8	Y			12/2025		\$63.88
Exc Award (06/30/2017, 06/30/2018)																
24620	TOKYO AKABANE	11/30/1966	Active	27	2	0	8.00%	32		0	Y			11/2025		\$59.20
24572	TOKYO AKASAKA	05/28/1962	Active	34	0	0	0.00%	35		7	Y			11/2025		\$6,254.89
50604	TOKYO AKIGAWA	05/18/1990	Active	60	3	2	1.69%	62	22	0	Y			01/2026		\$2,261.90
24608	TOKYO AKIHABARA	02/15/1966	Active	8	0	0	0.00%	8		19	Y	2		05/2020		\$131.43
24509	TOKYO AKISHIMA	06/12/1972	Active	44	3	2	2.33%	43	2	2	Y			01/2026		
24542	TOKYO AOI	05/02/1973	Active	34	6	5	3.03%	40	3	2	Y			11/2025		\$4,374.92
24554	TOKYO AOYAMA	06/16/1964	Active	4	0	7	-63.64%	11	19	1	N	4				
109271	TOKYO AOZORA	09/21/2010	Active	27	1	0	3.85%	28		0	Y			01/2026		\$34.62
24566	TOKYO ARAKAWA	09/14/1962	Active	17	0	1	-5.56%	19	42	1	Y			10/2025		\$1,000.00
37753	TOKYO ARAKAWA NISHI	11/27/1979	Active	40	0	2	-4.76%	42	14	0	Y			01/2026		\$23,032.73
24584	TOKYO ASAKUSA	01/27/1959	Active	16	0	0	0.00%	17		7	Y			06/2025		\$400.04
Exc Award (06/30/2020)																
55603	TOKYO ASAKUSA HISHOH	04/25/1994	Active	16	1	0	6.67%	16		0	Y			01/2026		\$1,000.00
24630	TOKYO ATAGOYAMA	05/10/1966	Active	11	0	3	-21.43%	14	17	1	Y	7		06/2019		\$25.55



Club Health Assessment for District 330 A through January 2026

			Status	Membership						Reports				Finance	LCIF	
Club Number	Club Name	Charter Date	Times in Status Quo in Past 2 Years	Current Member Count **	YTD Members Added	YTD Members Dropped	YTD Net Growth% ***	Member Count 1 Year Ago	Dropped Members Avg.Length of Service	Months Since Membership Update	Current Officers Reported ****	Current President Repeated Term	VP Reported *****	Last Date Reported Service (mm/yyyy)	Account Balance	YTD Donations
36084	TOKYO AYASE	09/27/1978	Active	22	0	0	0.00%	45		5	Y			10/2025		\$276.04
24514	TOKYO AZABU	06/08/1963	Active	29	1	0	3.57%	29		6	Y	2		01/2025		\$2,100.01
24635	TOKYO BABASAKIMON	05/16/1966	Active	9	0	1	-10.00%	12	12	0	Y			01/2026		\$84.75
24645	TOKYO BANCHO	02/24/1969	Active	7	0	1	-12.50%	8	27	6	Y			12/2025		\$744.72
29864	TOKYO BOKUTO	10/07/1974	Active	9	1	0	12.50%	8		6	Y	2		11/2025		
137064	Tokyo Bunka	01/16/2019	Active	24	0	0	0.00%	24		7	Y			01/2026		
24569	TOKYO BUNKYO	06/28/1962	Active	14	1	1	0.00%	14	5	2	Y			11/2025		\$1,100.01
46202	TOKYO CENTRAL DAIKANYAMA	05/12/1986	Active	11	0	0	0.00%	10		8	Y			10/2025		\$1,100.00
43956	TOKYO CENTURY	05/24/1984	Active	21	0	1	-4.55%	24	1	4	Y			05/2019		\$95.82
24512	TOKYO CHOFU	04/09/1965	Active	36	2	1	2.86%	36	8	2	Y		N	01/2026		\$4,198.08
Exc Award (06/30/2017, 06/30/2018, 06/30/2019)																
100339	TOKYO CHUO MINAMI	10/10/2007	Active	9	5	0	125.00%	6		0	Y	3		07/2025		\$457.64
24548	TOKYO CITY	11/05/1971	Active	44	3	6	-6.38%	48	9	0	Y			12/2025		\$237.86
Exc Award (06/30/2017, 06/30/2019, 06/30/2022, 06/30/2023)																
24622	TOKYO DEN-EN CHOFU	01/25/1967	Active	21	0	0	0.00%	21		13	Y	2		12/2025		
150216	Tokyo Diversity	03/17/2022	Active	19	1	0	5.56%	23		6	N		R	05/2023		
135249	Tokyo Dream	06/20/2018	Active	15	0	0	0.00%	35		6	Y			02/2025		\$1.35
99446	TOKYO EAST	05/22/2007	Active	13	1	0	8.33%	12		4	Y			01/2024	90+ Days	
24616	TOKYO EBISU	07/14/1965	Active	5	0	0	0.00%	5		10	Y	5		01/2026		
Exc Award (06/30/2021)																
24559	TOKYO EDOGAWA	07/24/1963	Active	22	4	1	15.79%	14	35	1	Y			08/2025		\$1,738.03
24594	TOKYO EDOGAWA CHUO	03/09/1973	Active	33	4	2	6.45%	31	32	0	N	None		10/2025		\$174.92
38882	TOKYO EDOGAWA HIGASHI	08/01/1980	Active	32	1	0	3.23%	31		4	Y		N	01/2026		\$4,987.05
24626	TOKYO EDOGAWA MINAMI	12/07/1966	Active	29	1	0	3.57%	28		0	Y		N	01/2026		\$6,880.35
153244	Tokyo Feliz	02/02/2023	Active	11	1	0	10.00%	15		5	Y	2		11/2025	90+ Days	\$100.00
24513	TOKYO FUCHU	02/26/1966	Active	13	0	0	0.00%	13		15	N	None		08/2024		
146518	Tokyo Fuji Sky	06/07/2021	Active	19	0	0	0.00%	20		0	Y			10/2025		\$1,000.00
24515	TOKYO FUSSA	02/15/1965	Active	56	1	0	1.82%	61		6	Y		N	01/2026		



Club Health Assessment for District 330 A through January 2026

			Status	Membership						Reports				Finance	LCIF	
Club Number	Club Name	Charter Date	Times in Status Quo in Past 2 Years	Current Member Count **	YTD Members Added	YTD Members Dropped	YTD Net Growth% ***	Member Count 1 Year Ago	Dropped Members Avg.Length of Service	Months Since Membership Update	Current Officers Reported ****	Current President Repeated Term	VP Reported *****	Last Date Reported Service (mm/yyyy)	Account Balance	YTD Donations
89202	TOKYO FUTURE	08/26/2005	Active	14	1	0	7.69%	15		5	Y			01/2026	90+ Days	\$2,000.00
24583	TOKYO GINZA	03/16/1960	Active	65	1	0	1.56%	62		6	Y			01/2026		\$21,100.21
Exc Award (06/30/2018)																
24633	TOKYO GOTANDA	10/05/1966	Active	10	0	1	-9.09%	12	35	5	Y			11/2025		
24518	TOKYO HACHIOJI CHUO	06/19/1973	Active	21	0	1	-4.55%	21	10	1	Y			12/2025		\$1,127.89
Exc Award (06/30/2025)																
47374	TOKYO HACHIOJI ICHO	05/26/1987	Active	64	0	3	-4.48%	68	8	1	Y			12/2020		\$1,000.01
Exc Award (06/30/2017, 06/30/2018)																
62393	TOKYO HACHIOJI RYOTO	09/24/1999	Active	60	1	2	-1.64%	65	7	0	Y			12/2025		\$2,283.44
53867	TOKYO HACHIOJI TAKAO	12/01/1992	Active	35	1	0	2.94%	36		6	Y			03/2021		\$3,157.64
87890	TOKYO HAKUMON	04/25/2005	Active	120	57	2	84.62%	94	3	0	Y			12/2025		\$1,250.02
Exc Award (06/30/2023)																
24561	TOKYO HAMACHO	07/02/1963	Active	9	1	0	12.50%	9		6	Y	2		06/2013		
51808	TOKYO HAMURA	06/12/1991	Active	39	0	0	0.00%	39		7	Y		N	01/2026		\$217.41
Exc Award (06/30/2016, 06/30/2018)																
24617	TOKYO HANEDA	04/17/1964	Active	10	1	1	0.00%	11	8	1	Y	2		01/2026		
24605	TOKYO HARAJUKU JINGUMAE	06/25/1965	Active	26	0	0	0.00%	26		16	Y		N	12/2025		\$550.05
24621	TOKYO HARUMI	04/06/1965	Active	19	0	5	-20.83%	25	18	6	Y			11/2025		
116404	TOKYO HEISEI	03/23/2012	Active	24	7	0	41.18%	17		0	Y		N	03/2024	90+ Days	\$728.83
24521	TOKYO HIGASHIKURUME	10/26/1971	Active	12	0	0	0.00%	13		7	Y	4		09/2024		
36845	TOKYO HIGASHIYAMATO	03/26/1979	Active	14	0	0	0.00%	15		5	Y			05/2024		
52219	TOKYO HIKARIGAOKA	12/03/1991	Active	48	6	1	11.63%	44	2	0	Y			01/2026		\$6,908.37
111430	TOKYO HILLS	06/20/2011	Active	41	2	0	5.13%	47		5	Y			01/2026		
127207	Tokyo Hitotsubashi	04/06/2016	Active	19	0	4	-17.39%	24	4	0	Y			12/2025		\$114.98
24546	TOKYO HONJO	01/26/1972	Active	9	0	1	-10.00%	10	1	5	Y			01/2024		\$38.33
24563	TOKYO HORIDOME	12/20/1962	Active	9	0	4	-30.77%	14	24	1	Y	8		08/2019		\$31.94
88788	TOKYO HOSEI	06/28/2005	Active	10	0	0	0.00%	10		12	Y	2		06/2025		\$63.94
38233	TOKYO HOSHIN	03/12/1980	Active	35	0	0	0.00%	37		5	Y			01/2026		\$5,940.44
24606	TOKYO IIDABASHI	12/01/1965	Active	15	1	0	7.14%	15		6	Y			11/2018		



Club Health Assessment for District 330 A through January 2026

			Status	Membership						Reports				Finance	LCIF	
Club Number	Club Name	Charter Date	Times in Status Quo in Past 2 Years	Current Member Count **	YTD Members Added	YTD Members Dropped	YTD Net Growth% ***	Member Count 1 Year Ago	Dropped Members Avg.Length of Service	Months Since Membership Update	Current Officers Reported ****	Current President Repeated Term	VP Reported *****	Last Date Reported Service (mm/yyyy)	Account Balance	YTD Donations
24578	TOKYO IKEBUKURO	10/27/1961	Active	10	0	1	-9.09%	11	1	6	Y			12/2025	90+ Days	\$63.88
150762	Tokyo Itabashi Community	05/12/2022	Active	25	1	1	0.00%	24	3	3	Y	5				
24615	TOKYO ITABASHI NISHI	04/11/1965	Active	14	1	2	-6.67%	15	39	0	Y	2		01/2026		\$70.34
43438	TOKYO JINGU	01/27/1984	Active	23	4	1	15.00%	21	1	0	Y			11/2025		\$59.20
64911	TOKYO JIYUGAOKA	01/02/2002	Active	9	1	1	0.00%	11	10	5	Y			03/2023		
24570	TOKYO JOTO	08/07/1970	Active	28	0	0	0.00%	28		10	Y			12/2025		\$3,173.27
24650	TOKYO KAGURAZAKA	02/22/1970	Active	14	0	0	0.00%	17		7	Y	2		10/2024		
24551	TOKYO KAMATA	04/23/1963	Active	11	1	0	10.00%	10		0	Y			01/2026		\$55.75
24647	TOKYO KAMEARI	09/27/1969	Active	28	0	0	0.00%	34		7	Y			10/2022		
24562	TOKYO KASUMIGASEKI	05/29/1963	Active	12	0	0	0.00%	12		8	Y			01/2026		\$57.55
24623	TOKYO KATSUSHIKA	06/28/1965	Active	18	0	2	-10.00%	23	21	1	Y		N	10/2025	\$2,489.56	
24652	TOKYO KATSUSHIKA HIGASHI	12/10/1969	Active	39	2	1	2.63%	45	0	1	Y			01/2026	\$1,415.29	
55931	TOKYO KEYAKI	06/23/1994	Active	43	1	0	2.38%	41		6	Y			12/2025	\$1,050.09	
84144	TOKYO KICHIJOJI	09/08/2004	Active	68	2	1	1.49%	68	21	2	Y		N	03/2025	\$2,000.00	
116405	TOKYO KING	03/23/2012	Active	26	0	0	0.00%	27		0	Y			05/2025		
34592	TOKYO KIOICHO	10/31/1977	Active	11	0	2	-15.38%	10	3	0	Y		N	10/2024		
24555	TOKYO KITA	11/28/1963	Active	17	0	1	-5.56%	18	33	4	Y		N	12/2025		
34491	TOKYO KIYOSE	09/07/1977	Active	8	0	0	0.00%	8		19	N	2		06/2019		
24532	TOKYO KODAIRA	01/25/1970	Active	9	0	0	0.00%	9		21	Y	7		08/2016		
36668	TOKYO KOGANEI	02/27/1979	Active	29	1	1	0.00%	26	3	0	Y			12/2025	\$11,840.85	
24597	TOKYO KOJIMACHI	06/17/1964	Active	3	0	0	0.00%	4		7	Y	10		01/2023		
42355	TOKYO KOKUBUNJI	02/22/1983	Active	17	0	0	0.00%	17		22	Y		N	10/2023		
24558	TOKYO KOTO FUKAGAWA	11/26/1963	Active	29	1	0	3.57%	30		6	Y			01/2026	\$3,059.23	
24604	TOKYO KOTO MINAMI	10/26/1965	Active	25	7	4	13.64%	22	4	0	Y		N	01/2026	\$1,794.54	
24603	TOKYO KUDAN	12/15/1964	Active	24	2	3	-4.00%	27	1	2	Y			09/2020		
24533	TOKYO MACHIDA	02/18/1966	Active	27	0	0	0.00%	28		7	Y			01/2026	\$3,489.56	
53826	TOKYO MACHIDA CRANE	11/16/1992	Active	25	2	0	8.70%	27		4	Y		N	01/2026		
24586	TOKYO MARUNOUCHI-CHIYODA	11/14/1958	Active	30	1	1	0.00%	31	42	0	Y			10/2025	\$1,000.00	



Club Health Assessment for District 330 A through January 2026

			Status	Membership						Reports				Finance	LCIF	
Club Number	Club Name	Charter Date	Times in Status Quo in Past 2 Years	Current Member Count **	YTD Members Added	YTD Members Dropped	YTD Net Growth% ***	Member Count 1 Year Ago	Dropped Members Avg.Length of Service	Months Since Membership Update	Current Officers Reported ****	Current President Repeated Term	VP Reported *****	Last Date Reported Service (mm/yyyy)	Account Balance	YTD Donations
123445	TOKYO MEDICAL	10/24/2014	Active	7	0	3	-30.00%	10	2	1	N	2		12/2025		
Exc Award (06/30/2020)																
24564	TOKYO MEGURO	03/29/1963	Active	12	0	0	0.00%	13		7	Y			01/2026		\$169.21
24642	TOKYO MEJIRO	03/30/1968	Active	13	0	1	-7.14%	17	52	4	Y		N	11/2025		\$1,000.00
145922	TOKYO MIRAI ARCH	04/28/2021	Active	8	1	0	14.29%	9		4	Y	3		01/2025		
41809	TOKYO MITAKA	08/03/1982	Active	49	3	0	6.52%	47		0	Y		N	01/2026		\$1,115.72
Exc Award (06/30/2018, 06/30/2022, 06/30/2023, 06/30/2024)																
37752	TOKYO MIYAKEJIMA	11/27/1979	Active	8	0	2	-20.00%	10	34	1	Y	2	N	08/2014		
56919	TOKYO MIYAKO	05/16/1995	Active	20	0	0	0.00%	23		3	Y	3		10/2025		\$895.83
53123	TOKYO MIZUHO	05/18/1992	Active	24	0	0	0.00%	26		7	Y		N	11/2025		\$108.70
43437	TOKYO MUSASHIMURAYAMA	01/30/1984	Active	20	2	0	11.11%	22		4	Y			06/2025	90+ Days	\$127.76
24535	TOKYO MUSASHINO	12/06/1963	Active	45	5	3	4.65%	45	18	0	Y		N	09/2025		
24557	TOKYO NAKANO	11/25/1963	Active	55	2	0	3.77%	53		2	Y			03/2024		\$4,285.83
126293	Tokyo Namikidori	11/25/2015	Active	1	1	1	0.00%	5	6	1	N	None		12/2024		
24565	TOKYO NERIMA	03/29/1963	Active	31	1	1	0.00%	31	5	5	Y			01/2026		
24653	TOKYO NERIMA NISHI	06/22/1970	Active	11	1	2	-8.33%	16	7	3	Y	3		07/2024		
24587	TOKYO NIHONBASHI	04/12/1957	Active	18	7	1	50.00%	12	0	0	Y			04/2025		\$1,383.07
29163	TOKYO NISHIARAI	04/23/1974	Active	17	0	2	-10.53%	19	34	1	Y			12/2025		\$100.00
34069	TOKYO NISHITOKYO	06/07/1977	Active	16	0	3	-15.79%	23	5	0	N	None		03/2024		
84029	TOKYO OEDO	08/17/2004	Active	11	2	0	22.22%	9		0	Y				90+ Days	\$80.18
36538	TOKYO OHMON	01/30/1979	Active	25	2	1	4.17%	25	5	5	Y			12/2025		
41944	TOKYO OME	10/14/1982	Active	48	4	3	2.13%	45	25	0	Y		N	02/2024	90+ Days	
24581	TOKYO OMORI	06/15/1961	Active	14	0	1	-6.67%	17	2	4	Y			01/2026		\$507.56
119030	TOKYO OMOTESANDO	03/26/2013	Active	21	10	0	90.91%	13		3	Y			01/2026		
24595	TOKYO OWARICHO	05/08/1973	Active	17	0	0	0.00%	22		7	Y			05/2025		\$1,679.82
119808	Tokyo Peace	06/24/2013	Active	90	7	9	-2.17%	123	6	0	Y			01/2026		\$6,476.87
Exc Award (06/30/2018)																
141416	Tokyo Reiwa	04/03/2020	Active	4	0	0	0.00%	7		8	Y	3	R	01/2026		



Club Health Assessment for District 330 A through January 2026

			Status	Membership						Reports				Finance	LCIF	
Club Number	Club Name	Charter Date	Times in Status Quo in Past 2 Years	Current Member Count **	YTD Members Added	YTD Members Dropped	YTD Net Growth% ***	Member Count 1 Year Ago	Dropped Members Avg.Length of Service	Months Since Membership Update	Current Officers Reported ****	Current President Repeated Term	VP Reported *****	Last Date Reported Service (mm/yyyy)	Account Balance	YTD Donations
116637	TOKYO RESCUE	04/24/2012	Active	8	0	2	-20.00%	10	10	5	Y			05/2023		
24543	TOKYO ROPPONGI	04/09/1973	Active	6	2	1	20.00%	7	1	1	Y	2		01/2026		
24580	TOKYO RYOGOKU	10/28/1961	Active	15	2	8	-28.57%	10	11	0	Y			12/2025		
47771	TOKYO SAGISO	10/09/1987	Active	34	2	3	-2.86%	35	13	0	Y		N	12/2025		\$1,702.24
Exc Award (06/30/2018, 06/30/2019, 06/30/2023)																
33121	TOKYO SAKURADAMON	12/14/1976	Active	10	2	1	11.11%	11	26	2	Y			06/2025		
135247	Tokyo Sangah	06/20/2018	Active	6	0	0	0.00%	6		14	Y	9				
51084	TOKYO SANGENJAYA	11/26/1990	Active	22	0	0	0.00%	22		7	Y		N	01/2026		\$38.37
Exc Award (06/30/2016, 06/30/2019, 06/30/2022)																
129728	Tokyo Sanno	01/05/2017	Active	19	3	0	18.75%	16		0	Y			11/2025		
24651	TOKYO SEIJO	06/18/1970	Active	19	0	2	-9.52%	21	26	1	Y			10/2025		\$4,000.01
60575	TOKYO SEISHIN	03/26/1998	Active	16	0	1	-5.88%	17	10	6	Y		N	01/2024		\$464.18
34421	TOKYO SEKISEN	08/15/1977	Active	37	3	1	5.71%	37	4	4	Y			01/2026		\$1,171.78
24596	TOKYO SETAGAYA	03/30/1963	Active	65	1	2	-1.52%	67	16	2	Y			10/2025		\$9,504.62
24589	TOKYO SHIBA	06/26/1958	Active	25	1	1	0.00%	27	23	6	Y			10/2025		
24588	TOKYO SHIBUYA	02/08/1957	Active	51	6	3	6.25%	39	4	0	Y			01/2026		\$5,075.73
45630	TOKYO SHIINOKI	12/26/1985	Active	16	1	0	6.67%	16		0	Y		N			\$1.35
24590	TOKYO SHIMBASHI	01/30/1957	Active	35	6	0	20.69%	30		0	Y			01/2026		\$1,967.26
Exc Award (06/30/2023)																
24547	TOKYO SHIMURA	06/29/1971	Active	25	8	12	-13.79%	29	4	1	Y		R	11/2025		
24592	TOKYO SHINAGAWA	10/27/1959	Active	16	1	0	6.67%	16		0	Y	8		04/2011		
24582	TOKYO SHINJUKU	05/19/1960	Active	54	2	6	-6.90%	60	12	0	Y			01/2026		\$3,986.02
46121	TOKYO SHINJUKU KITA	04/02/1986	Active	13	0	0	0.00%	13		13	Y	2		12/2019		\$1.36
24600	TOKYO SHINJUKU TRISTAR	04/21/1964	Active	23	1	2	-4.17%	24	44	1	Y		N	06/2025		\$32.59
109260	TOKYO SHINSEIKI	09/20/2010	Active	7	0	3	-30.00%	10	21	5	Y	2		02/2018		\$1.35
50084	TOKYO SHINTOSHIN	12/29/1989	Active	41	7	0	20.59%	39		5	N			12/2025		\$437.49
87889	TOKYO SOUTO	04/25/2005	Active	15	0	0	0.00%	11		7	Y			12/2020		
40719	TOKYO ST PAUL	12/02/1981	Active	15	0	0	0.00%	15		12	Y			12/2025		\$2,057.49



Club Health Assessment for District 330 A through January 2026

			Status	Membership						Reports				Finance	LCIF	
Club Number	Club Name	Charter Date	Times in Status Quo in Past 2 Years	Current Member Count **	YTD Members Added	YTD Members Dropped	YTD Net Growth% ***	Member Count 1 Year Ago	Dropped Members Avg.Length of Service	Months Since Membership Update	Current Officers Reported ****	Current President Repeated Term	VP Reported *****	Last Date Reported Service (mm/yyyy)	Account Balance	YTD Donations
78512	TOKYO SUBARU	03/24/2004	Active	102	12	10	2.00%	81	3	0	Y			11/2025		\$1,001.36
24634	TOKYO SUGAMO	06/22/1967	Active	45	0	0	0.00%	51		7	Y			12/2021		
24573	TOKYO SUGINAMI	06/15/1962	Active	17	0	0	0.00%	17		18	Y			09/2025		\$101.36
24631	TOKYO SUKIYABASHI	05/20/1966	Active	42	2	2	0.00%	45	8	1	Y			01/2026		\$14,782.65
24579	TOKYO SUMIDAGAWA	10/24/1961	Active	9	0	2	-18.18%	12	4	0	Y	2		01/2026		\$513.94
78511	TOKYO SUNSHINE	03/24/2004	Active	20	0	1	-4.76%	21	21	6	Y	6		12/2022		
58318	TOKYO SURUGADAI	05/23/1996	Active	26	2	0	8.33%	30		5	Y			06/2025		\$63.88
156117	Tokyo Suzuran	09/28/2023	Active	21	3	5	-8.70%	25	6	0	N			12/2025		
24541	TOKYO TACHIKAWA	04/21/1965	Active	41	4	5	-2.38%	52	21	0	Y		N	01/2026		\$1,000.00
24575	TOKYO TAKAIDO	07/20/1970	Active	22	2	1	4.76%	21	35	4	Y			12/2025		\$1.35
31293	TOKYO TAKANAWA	10/07/1975	Active	13	0	0	0.00%	13		19	Y			12/2025		
24641	TOKYO TAMAGAWA	06/20/1968	Active	37	2	1	2.78%	45	49	4	Y	2	N	01/2026		\$1,300.03
Exc Award (06/30/2018, 06/30/2019, 06/30/2022, 06/30/2023)																
44492	TOKYO TANASHI	12/27/1984	Active	35	1	1	0.00%	37	12	3	Y			11/2025	90+ Days	\$1,727.79
140894	Tokyo Tomon	02/28/2020	Active	4	0	4	-50.00%	21	6	3	N					
24629	TOKYO TORANOMON	06/24/1965	Active	18	0	0	0.00%	17		11	N	None		03/2011		\$2,312.95
24560	TOKYO TORIGOE	05/24/1971	Active	5	0	0	0.00%	5		5	N					
24639	TOKYO TOSHIMA	02/01/1966	Active	51	8	2	13.33%	50	2	0	Y		N	01/2026		\$4,483.05
24556	TOKYO TSUKIJI	12/13/1963	Active	6	0	0	0.00%	6		7	Y	3		08/2025		
24571	TOKYO UENO	06/28/1962	Active	31	0	0	0.00%	32		8	Y			12/2025		
29978	TOKYO UENO HIGASHI	11/22/1974	Active	27	0	0	0.00%	30		7	Y			12/2024		
Exc Award (06/30/2016, 06/30/2018)																
24654	TOKYO UGUISUDANI	06/23/1970	Active	19	1	1	0.00%	19	53	1	Y			01/2026		\$1,639.46
58062	TOKYO WEST	03/28/1996	Active	8	0	3	-27.27%	10	19	3	Y	2		01/2026		
67158	TOKYO WILL	01/27/2003	Active	84	20	28	-8.70%	111	5	1	Y		N	01/2026		\$2,110.00
Exc Award (06/30/2016, 06/30/2023, 06/30/2024)																
24607	TOKYO YAMANOTE	12/18/1965	Active	15	0	2	-11.76%	18	24	1	Y	4		12/2025		
24602	TOKYO YANAGIBASHI	08/28/1964	Active	13	0	1	-7.14%	15	4	5	Y	2		10/2025		\$2,281.18



Club Health Assessment for District 330 A through January 2026

INTERNATIONAL

Club Number	Club Name	Charter Date	Status	Membership						Reports				Finance	LCIF	
			Times in Status Quo in Past 2 Years	Current Member Count **	YTD Members Added	YTD Members Dropped	YTD Net Growth% ***	Member Count 1 Year Ago	Dropped Members Avg.Length of Service	Months Since Membership Update	Current Officers Reported ****	Current President Repeated Term	VP Reported *****	Last Date Reported Service (mm/yyyy)	Account Balance	YTD Donations
24539	TOKYO YOKOTA	10/01/1970	Active	23	1	1	0.00%	28	0	2	Y			11/2025		\$4,325.79
	Exc Award (06/30/2018, 06/30/2019)															
123454	Tokyo Yusui	10/24/2014	Active	24	2	0	9.09%	23		1	Y		N			\$5,200.00

Clubs Cancelled Previous Fiscal Year – Clubs Cancelled within last 12 months may be reinstated

Club Number	Club Name	Charter Date	Current Status*	Cancellation Date
116826	TOKYO GOLF	05/10/2012	Cancelled(6*)	06/29/2025
24522	TOKYO HINO	04/21/1965	Cancelled(6*)	06/29/2025
60171	TOKYO KUNITACHI	12/08/1997	Cancelled(6*)	06/29/2025
24598	TOKYO KYOBASHI YAESU	03/26/1964	Cancelled(6*)	06/29/2025
139717	Tokyo Maria	09/09/2019	Cancelled(6*)	06/29/2025
105430	TOKYO ONE HUNDRED	05/05/2009	Cancelled(6*)	12/30/2024

Current Total Clubs Count	YTD New Clubs Count	YTD Cancelled Clubs Count	YTD Net Club Gain	Current Total Members Count	YTD Add	YTD Drop	YTD Net Growth	YTD Net Growth %	Member Count 12 Months Ago	Average Member Count Per Club	% of Clubs with less than 20 members	% No Officer Report in 12 Months	% of Clubs with balance 90+ days	Number of Clubs in Status Quo	% Status Quo Clubs in Financial Suspension	Number of Cancelled Clubs	Average Cancelled Club Age	Members Lost Due to Cancellation	% of Clubs Cancelled for Non-Financial Reasons
178	1	0	1	4,388	364	251	113	2.64%	4,576	25	49%	1%	5%	0	0%	0	0	0	0%

* - P - Priority Club. Cancellation Reasons: 1-Objectives/conduct, 2-Non-active club, 5-Non-existing club, 6-Disbanding, 7-Merger, 8-Financial Suspension, 9-District/Multiple District Dues.

** Red denotes below 15 active members.

*** Red denotes 20% + loss.

**** Y - all 3 (President, Secretary, Treasurer) club officers reported, N - not all 3 reported.

***** Abbreviation: N-New, IP-Immediate Past, R-Repeat.



Club Health Assessment for District 330 B through January 2026

			Status	Membership						Reports				Finance	LCIF	
Club Number	Club Name	Charter Date	Times in Status Quo in Past 2 Years	Current Member Count **	YTD Members Added	YTD Members Dropped	YTD Net Growth% ***	Member Count 1 Year Ago	Dropped Members Avg.Length of Service	Months Since Membership Update	Current Officers Reported ****	Current President Repeated Term	VP Reported *****	Last Date Reported Service (mm/yyyy)	Account Balance	YTD Donations
Clubs less than two years old																
178794	Kamakura Kuzuharaoka	10/09/2024	Active	17	4	4	0.00%	21	1	0	Y	2				
182019	Yamato Art	05/15/2025	Active	23	0	1	-4.17%	0	0	5	Y	2				
Clubs more than two years old																
25024	ATSUGI	03/06/1966	Active	32	0	0	0.00%	33		7	Y			04/2024		\$13,139.07
45551	ATSUGI MOMIJI	11/26/1985	Active	16	0	2	-11.11%	19	23	1	Y			06/2025		\$2,002.34
117909	ATSUGI MULBERRY	09/27/2012	Active	20	1	1	0.00%	20	7	1	Y			12/2025		\$1,250.08
Exc Award (06/30/2017)																
39596	ATSUGI SATSUKI	03/18/1981	Active	35	1	0	2.94%	30		1	Y		N	10/2025		\$5,990.24
Exc Award (06/30/2019, 06/30/2022, 06/30/2025)																
29606	AYASE	06/18/1974	Active	25	0	0	0.00%	27		7	Y		N	12/2025		\$3,759.92
Exc Award (06/30/2021, 06/30/2022, 06/30/2023)																
29425	CHIGASAKI GREEN	05/30/1974	Active	12	0	0	0.00%	14		7	Y			06/2025		\$1,000.00
97611	CHIGASAKI OCEAN	08/07/2006	Active	26	0	0	0.00%	24		1	Y			11/2022		
49075	EBINA ASUKA	12/05/1988	Active	34	2	3	-2.86%	34	3	2	Y		N	08/2025		\$4,917.44
Exc Award (06/30/2020, 06/30/2023, 06/30/2024, 06/30/2025)																
25027	ENZAN	11/01/1962	Active	22	2	1	4.76%	22	3	1	Y			12/2025		\$2,016.79
Exc Award (06/30/2021)																
25036	FUEFUKI	12/19/1963	Active	36	1	0	2.86%	32		2	Y		N	06/2025		\$7,107.05
25028	FUJISAWA	11/20/1963	Active	52	3	1	4.00%	39	4	1	Y		N	01/2026		\$53,534.26
Exc Award (06/30/2016, 06/30/2017, 06/30/2023)																
67386	FUJISAWA ACTY	03/04/2003	Active	17	1	0	6.25%	16		2	Y		N	10/2025		\$1,094.77
31204	FUJISAWA CHUO	09/19/1975	Active	24	4	1	14.29%	21	2	3	N	None		02/2024		\$10,000.00
Exc Award (06/30/2017)																
60387	FUJISAWA LIFE	02/17/1998	Active	22	0	0	0.00%	22		5	Y		N	11/2022		\$1,127.89
25029	FUJISAWA SHONAN	09/21/1973	Active	28	0	2	-6.67%	34	33	0	Y			12/2025		\$3,153.47
25030	FUJIYOSHIDA	07/15/1962	Active	22	0	1	-4.35%	31	4	1	Y			03/2025		\$3,100.01



Club Health Assessment for District 330 B through January 2026

			Status	Membership						Reports				Finance	LCIF	
Club Number	Club Name	Charter Date	Times in Status Quo in Past 2 Years	Current Member Count **	YTD Members Added	YTD Members Dropped	YTD Net Growth% ***	Member Count 1 Year Ago	Dropped Members Avg.Length of Service	Months Since Membership Update	Current Officers Reported ****	Current President Repeated Term	VP Reported *****	Last Date Reported Service (mm/yyyy)	Account Balance	YTD Donations
Exc Award (06/30/2017, 06/30/2019)																
45034	FUJIYOSHIDA CHUO	05/07/1985	Active	29	0	1	-3.33%	31	1	2	Y		N	06/2025		\$2,120.00
Exc Award (06/30/2023)																
25032	HADANO	07/23/1965	Active	44	7	0	18.92%	37		0	N	None		06/2025		\$10,860.07
Exc Award (06/30/2017)																
41629	HADANO AZUMA	06/21/1982	Active	34	0	2	-5.56%	34	1	1	N	None		01/2026		\$1,100.00
Exc Award (06/30/2017, 06/30/2018, 06/30/2019, 06/30/2024)																
38388	HADANO TANZAWA	04/18/1980	Active	22	0	0	0.00%	22		5	Y		N	07/2025		\$380.03
Exc Award (06/30/2018, 06/30/2020)																
25031	HAKONE	12/08/1961	Active	37	2	1	2.78%	35	1	2	N	None		01/2021		\$1,000.00
25033	HIRATSUKA	09/25/1962	Active	24	1	0	4.35%	25		0	Y			10/2024		\$2,640.69
25034	HIRATSUKA NADESHIKO	11/20/1970	Active	17	2	1	6.25%	16	0	1	Y			07/2025		\$508.71
51037	HIRATSUKA SHONAN	10/31/1990	Active	16	0	4	-20.00%	20	25	0	Y	2		01/2026		\$2,176.73
Exc Award (06/30/2023)																
25071	HOKUTO	11/05/1964	Active	31	2	0	6.90%	31		0	N			01/2026		\$127.89
25037	ISEHARA	10/03/1965	Active	41	1	2	-2.38%	43	26	0	Y		N	10/2025		\$800.01
43686	ISEHARA HIKARI	03/12/1984	Active	19	0	1	-5.00%	21	6	1	Y		N	09/2025		\$1,300.02
25038	IZU OSHIMA	10/03/1964	Active	11	0	0	0.00%	12		10	Y	4		06/2019		\$284.07
25040	KAMAKURA	11/27/1966	Active	18	2	2	0.00%	19	2	1	N	None		10/2025		\$986.52
44690	KAMAKURA NISHI	02/04/1985	Active	15	1	0	7.14%	14		6	Y			11/2024		\$382.63
25056	KATSUNUMA YAMATO	01/19/1964	Active	15	0	2	-11.76%	18	40	1	Y			11/2022		\$2,195.94
Exc Award (06/30/2021)																
25059	KAWAGUCHIKO	07/14/1968	Active	22	0	0	0.00%	22		14	Y			01/2026		\$321.51
Exc Award (06/30/2016, 06/30/2017, 06/30/2018, 06/30/2023, 06/30/2024)																
25044	KAWASAKI	11/07/1962	Active	30	0	0	0.00%	30		13	Y			06/2025		\$739.09
25043	KAWASAKI AOI	08/07/1972	Active	24	0	0	0.00%	24		13	Y			07/2024		\$2,153.47
33981	KAWASAKI FUJIMI	05/31/1977	Active	33	1	1	0.00%	32	46	0	Y		N	10/2025		\$8,755.80
Exc Award (06/30/2016, 06/30/2017, 06/30/2019, 06/30/2023)																
43687	KAWASAKI HOYU	03/14/1984	Active	15	0	0	0.00%	16		8	N	None		09/2019		




Club Health Assessment for District 330 B through January 2026

			Status	Membership						Reports				Finance	LCIF		
Club Number	Club Name	Charter Date	Times in Status Quo in Past 2 Years	Current Member Count **	YTD Members Added	YTD Members Dropped	YTD Net Growth% ***	Member Count 1 Year Ago	Dropped Members Avg.Length of Service	Months Since Membership Update	Current Officers Reported ****	Current President Repeated Term	VP Reported *****	Last Date Reported Service (mm/yyyy)	Account Balance	YTD Donations	
47039	KAWASAKI IKUTA	03/09/1987	Active	31	2	1	3.33%	31	2	4	N	None		04/2022		\$500.01	
25051	KAWASAKI INADA	03/26/1967	Active	29	2	1	3.57%	28	34	3	Y	2	N	05/2019		\$1,185.44	
25057	KAWASAKI KITA	12/08/1963	Active	14	0	0	0.00%	14		30	N	None		06/2021			
45475	KAWASAKI LIBERTY	10/07/1985	Active	29	2	3	-3.33%	31	11	0	Y			01/2026		\$10,731.83	
25058	KAWASAKI MINAMI	04/26/1964	Active	33	3	0	10.00%	32		2	Y		N	04/2022		\$7,597.67	
25050	KAWASAKI MIRAI	06/24/1966	Active	32	18	0	128.57%	15		4	Y		N	02/2023		\$4,053.47	
25042	KAWASAKI NAKAHARA	06/21/1969	Active	10	0	0	0.00%	11		8	Y		N	12/2025		\$663.94	
25049	KAWASAKI NISHI	07/25/1965	Active	24	0	0	0.00%	24		7	Y		N	12/2025		\$2,140.69	
Exc Award (06/30/2019)			Cancelled(6*)	0	0	18	-100.00%	18	12	4	N	None		03/2022			
25054	KAWASAKI RINKAI	05/06/1968		Active	16	1	0	6.67%	15	5	Y		N	12/2025		\$752.33	
25047	KAWASAKI TAJIMA	05/15/1965		Active	26	0	1	-3.70%	27	14	1	N		05/2024		\$2,717.86	
Exc Award (06/30/2021)			Active	10	0	0	0.00%	13		0	Y			10/2025		\$1,057.55	
43295	KAWASAKI TATSUMI	12/27/1983		Active	11	0	0	0.00%	10	10	Y			01/2026		\$327.89	
25062	KOFU	10/17/1957		Active	68	10	14	-5.56%	68	13	0	Y		N	01/2026		\$2,141.60
25061	KOFU CHUO	07/22/1965	Active	34	6	1	17.24%	28	36	2	Y			01/2026		\$797.42	
56372	KOFU CITY	12/13/1994	Active	28	0	1	-3.45%	31	39	2	Y		N	01/2026		\$547.89	
Exc Award (06/30/2018)			Active	11	5	4	10.00%	9	2	0	Y			02/2023		\$1,120.00	
32454	KOFU FUJI	06/24/1976		Active	18	2	2	0.00%	18	19	0	Y		N	06/2025		\$1,442.41
Exc Award (06/30/2020, 06/30/2024, 06/30/2025)				14	0	1	-6.67%	17	34	1	Y			01/2026			
Exc Award (06/30/2017, 06/30/2018, 06/30/2023)			Active	17	2	9	-29.17%	28	13	1	Y		N	12/2025		\$509.52	
25064	KOFU MINAMI	06/25/1970		Active	21	0	0	0.00%	21	7	Y		N	01/2026		\$2,189.52	
64455	KOFU WAKABA	06/25/2001		Active	35	8	3	16.67%	28	3	0	Y			08/2025		
Exc Award (06/30/2022)			Active	62	1	1	0.00%	64	1	1	Y		N	03/2022		\$191.83	
25063	MINAMI-ALPS	09/18/1964															




Club Health Assessment for District 330 B through January 2026

			Status	Membership					Reports				Finance	LCIF		
Club Number	Club Name	Charter Date	Times in Status Quo in Past 2 Years	Current Member Count **	YTD Members Added	YTD Members Dropped	YTD Net Growth% ***	Member Count 1 Year Ago	Dropped Members Avg.Length of Service	Months Since Membership Update	Current Officers Reported ****	Current President Repeated Term	VP Reported *****	Last Date Reported Service (mm/yyyy)	Account Balance	YTD Donations
25067	MINAMIASHIGARA	04/17/1973	Active	31	2	0	6.90%	25		6	Y			12/2025		
Exc Award (06/30/2017, 06/30/2025)																
25068	MINOBU	10/05/1965	Active	12	0	0	0.00%	11		8	Y	2		12/2023		\$330.36
25070	MIURA	06/20/1965	Active	34	0	0	0.00%	31		0	N	None		04/2022		\$5,989.55
49531	NAKAI	05/12/1989	Active	20	2	1	5.26%	20	2	4	Y	2	R	10/2022		\$775.28
25074	NINOMIYA	11/23/1967	Active	17	2	1	6.25%	16	5	2	Y			02/2020		
25073	NIRASAKI	12/06/1962	Active	37	1	0	2.78%	40		6	Y		N	06/2025		\$2,400.04
25075	ODAWARA	04/17/1961	Active	45	3	4	-2.17%	48	14	0	Y		N	11/2025		\$8,300.03
Exc Award (06/30/2022, 06/30/2024)																
46609	ODAWARA MATSUKAZE	10/27/1986	Active	35	2	1	2.94%	33	38	0	Y			10/2025		\$2,517.43
Exc Award (06/30/2023)																
36172	ODAWARA SHIRAUME	10/23/1978	Active	70	2	2	0.00%	69	37	0	N			10/2025		\$23,350.15
Exc Award (06/30/2018, 06/30/2024)																
25076	OISO	11/30/1969	Active	14	0	0	0.00%	14		18	Y			01/2020		\$889.99
43688	RYUO	03/05/1984	Active	21	3	0	16.67%	19		4	Y		N	10/2025		\$134.28
Exc Award (06/30/2017, 06/30/2019)																
25078	SAGAMIHARA	06/14/1966	Active	15	3	3	0.00%	12	15	0	Y			12/2025		\$1,676.75
Exc Award (06/30/2025)																
150576	Sagamihara Arch	04/27/2022	Active	16	2	2	0.00%	21	4	0	Y		N	01/2026		\$355.31
Exc Award (06/30/2023)																
33123	SAGAMIHARA CHUO	12/13/1976	Active	16	1	2	-5.88%	19	7	4	N	None	N	11/2025		\$102.31
89103	SAGAMIHARA CITY	08/12/2005	Active	44	3	2	2.33%	49	37	1	Y		N	06/2025		\$5,780.05
Exc Award (06/30/2020, 06/30/2022)																
52138	SAGAMIHARA KEYAKI	11/04/1991	Active	15	1	0	7.14%	14		1	Y	2	R	04/2024		\$89.52
37886	SAMUKAWA	12/10/1979	Active	17	2	0	13.33%	16		3	Y			06/2025		\$108.70
Exc Award (06/30/2017, 06/30/2019)																
116808	SHINYOKOHAMA	05/08/2012	Active	11	0	0	0.00%	13		7	N	None		05/2022		\$70.34
25081	TSURU	07/01/1963	Active	54	8	3	10.20%	50	7	0	Y		N	03/2024		\$1,281.35
Exc Award (06/30/2016)																
25082	UENOHARA	11/04/1963	Active	36	3	2	2.86%	35	4	3	Y			05/2020		\$153.47
25083	YAMAKITA	12/12/1970	Active	36	1	0	2.86%	43		6	Y		N	11/2025		



Club Health Assessment for District 330 B through January 2026

			Status	Membership						Reports				Finance	LCIF	
Club Number	Club Name	Charter Date	Times in Status Quo in Past 2 Years	Current Member Count **	YTD Members Added	YTD Members Dropped	YTD Net Growth% ***	Member Count 1 Year Ago	Dropped Members Avg.Length of Service	Months Since Membership Update	Current Officers Reported ****	Current President Repeated Term	VP Reported *****	Last Date Reported Service (mm/yyyy)	Account Balance	YTD Donations
Exc Award (06/30/2021)																
25084	YAMANASHI	08/24/1963	Active	35	1	1	0.00%	35	2	6	Y			01/2026		\$1,723.80
63894	YAMANASHI CHUO	01/04/2001	Active	14	0	0	0.00%	14		15	Y			05/2019		
Exc Award (06/30/2018)																
124688	Yamanashi Fujisakura	04/23/2015	Active	18	2	1	5.88%	17	7	0	Y			02/2025		\$1,340.00
25086	YAMATO CHUO CITY	06/22/1972	Active	24	0	3	-11.11%	34	10	1	N	None		07/2023		\$6,344.77
Exc Award (06/30/2018, 06/30/2019, 06/30/2022, 06/30/2023, 06/30/2025)																
31205	YAMATO LIBERTY	09/19/1975	Active	17	0	1	-5.56%	19	37	1	N		N	12/2025		\$700.00
Exc Award (06/30/2017)																
25093	YOKOHAMA	07/29/1952	Active	31	0	2	-6.06%	36	35	1	Y		N	01/2026		\$3,998.28
Exc Award (06/30/2023, 06/30/2024)																
58432	YOKOHAMA AOBIA	06/17/1996	Active	25	0	1	-3.85%	26	32	3	Y			01/2026		\$653.47
25112	YOKOHAMA ASAHI	06/14/1969	Active	21	0	1	-4.55%	25	33	3	Y		N	06/2025		\$1,927.89
Exc Award (06/30/2018, 06/30/2019)																
62062	YOKOHAMA BAYCITY	06/08/1999	Active	9	0	0	0.00%	9		22	N	None		04/2022		\$2,044.80
67700	YOKOHAMA BELL	04/15/2003	Active	14	0	0	0.00%	14		8	Y	2		04/2024		\$31.97
25092	YOKOHAMA CHUO	01/25/1964	Active	22	3	1	10.00%	20	8	4	Y		N	11/2025		\$2,840.69
Exc Award (06/30/2023)																
115197	YOKOHAMA CHUOICHI	09/28/2011	Active	22	0	1	-4.35%	23	11	5	N	None		07/2025		\$2,134.28
122849	Yokohama East	07/31/2014	Active	15	2	0	15.38%	18		5	Y	2		05/2019		\$100.00
25089	YOKOHAMA FUJI	04/10/1972	Active	11	1	1	0.00%	14	50	0	Y			04/2022		\$604.81
Exc Award (06/30/2017)																
33911	YOKOHAMA HIGASHITOTSUKA	05/11/1977	Active	30	1	1	0.00%	30	8	1	Y			11/2025		\$4,289.54
Exc Award (06/30/2016, 06/30/2018)																
31955	YOKOHAMA HIKARI	03/30/1976	Active	19	0	0	0.00%	22		0	Y			06/2025		\$4,028.27
Exc Award (06/30/2021)																
29168	YOKOHAMA ISEZAKI	04/03/1974	Active	15	2	0	15.38%	14		6	Y			11/2025		\$1,089.52
25101	YOKOHAMA ISOGO	06/11/1966	Active	21	2	0	10.53%	20		2	Y			10/2025		\$634.29
25121	YOKOHAMA ISOGONISHI	03/16/1972	Active	15	0	0	0.00%	15		7	Y	2		07/2025		\$2,097.48
Exc Award (06/30/2017)																
50733	YOKOHAMA IZUMI	06/18/1990	Active	27	4	0	17.39%	28		0	Y		N	12/2025		\$1,370.69



Club Health Assessment for District 330 B through January 2026

			Status	Membership						Reports				Finance	LCIF	
Club Number	Club Name	Charter Date	Times in Status Quo in Past 2 Years	Current Member Count **	YTD Members Added	YTD Members Dropped	YTD Net Growth% ***	Member Count 1 Year Ago	Dropped Members Avg.Length of Service	Months Since Membership Update	Current Officers Reported ****	Current President Repeated Term	VP Reported *****	Last Date Reported Service (mm/yyyy)	Account Balance	YTD Donations
25114	YOKOHAMA KINKO	04/10/1971	Active	77	0	6	-7.23%	83	9	1	N	None		07/2025		\$6,313.32
	Exc Award (06/30/2021)															
25088	YOKOHAMA KOTOBUKI	09/24/1973	Active	24	0	1	-4.00%	25	0	0	Y		N	05/2025		\$3,200.00
25097	YOKOHAMA KOUNAN	03/20/1965	Active	17	0	0	0.00%	18		7	N		N	04/2024		\$1,376.74
33912	YOKOHAMA KOUNANDAI	05/18/1977	Active	26	2	3	-3.70%	34	4	1	Y			11/2025		\$1,166.25
	Exc Award (06/30/2017, 06/30/2018, 06/30/2020, 06/30/2023, 06/30/2024)															
29167	YOKOHAMA LIBERTY	04/04/1974	Active	16	0	0	0.00%	16		12	Y			09/2025		\$1,000.00
	Exc Award (06/30/2018)															
25122	YOKOHAMA MEI YING	06/20/1970	Active	25	1	0	4.17%	25		4	N	None		05/2019		\$1,983.77
	Exc Award (06/30/2021)															
25124	YOKOHAMA MIDORI	02/28/1971	Active	30	1	1	0.00%	31	16	1	Y		N	01/2026		\$3,681.83
29820	YOKOHAMA MINATO MARINE	09/16/1974	Active	12	5	2	33.33%	15	2	1	Y			12/2022		\$70.00
52180	YOKOHAMA MINATO MIRAI	11/22/1991	Active	24	1	0	4.35%	24		0	Y			11/2025		\$3,327.93
	Exc Award (06/30/2018)															
25107	YOKOHAMA MINATO-BASHAMICHI	04/06/1968	Active	29	4	3	3.57%	30	20	2	Y			09/2025		\$1,585.45
	Exc Award (06/30/2021)															
53834	YOKOHAMA MOTOMACHI	11/17/1992	Active	7	0	1	-12.50%	8	1	1	Y			06/2025		\$1,344.76
62527	YOKOHAMA NAKA	11/23/1999	Active	81	13	15	-2.41%	77	2	0	Y			10/2025		\$2,961.21
	Exc Award (06/30/2017, 06/30/2019, 06/30/2021, 06/30/2023)															
116437	YOKOHAMA OHBIRIN	03/27/2012	Active	31	0	4	-11.43%	37	7	0	N			05/2023		\$999.06
25087	YOKOHAMA OHTORI COSMOPOLITAN	12/04/1973	Active	11	0	2	-15.38%	13	15	1	N	2	R	10/2021		\$3,176.73
28116	YOKOHAMA PORT HILL	03/06/1974	Active	24	0	0	0.00%	26		7	N	None		01/2026		\$253.47
	Exc Award (06/30/2017, 06/30/2018, 06/30/2022, 06/30/2023)															
25116	YOKOHAMA SEASIDE	04/05/1970	Active	8	0	0	0.00%	8		16	N	None		08/2024		\$1,144.40
28072	YOKOHAMA SEYA	02/06/1974	Active	16	1	0	6.67%	15		0	Y			06/2019		\$89.52
101561	YOKOHAMA SUNSET 21	03/18/2008	Active	54	6	0	12.50%	48		0	Y			06/2025		\$9,400.24
	Exc Award (06/30/2016, 06/30/2017, 06/30/2018, 06/30/2021, 06/30/2022, 06/30/2023, 06/30/2024)															
41630	YOKOHAMA TACHIBANA	06/21/1982	Active	21	1	0	5.00%	21		0	Y		R	01/2026		\$4,089.76



Club Health Assessment for District 330 B through January 2026

			Status		Membership					Reports				Finance		LCIF
Club Number	Club Name	Charter Date	Times in Status Quo in Past 2 Years	Current Member Count **	YTD Members Added	YTD Members Dropped	YTD Net Growth% ***	Member Count 1 Year Ago	Dropped Members Avg.Length of Service	Months Since Membership Update	Current Officers Reported ****	Current President Repeated Term	VP Reported *****	Last Date Reported Service (mm/yyyy)	Account Balance	YTD Donations
Exc Award (06/30/2017, 06/30/2018, 06/30/2019)																
25104	YOKOHAMA TOTSUKA	12/05/1964	Active	15	0	1	-6.25%	17	18	1	Y			12/2025		\$2,503.95
Exc Award (06/30/2018)																
46259	YOKOHAMA TOTSUKA CHUO	05/27/1986	Active	27	1	0	3.85%	26		5	Y			11/2025		\$4,210.71
25105	YOKOHAMA TSURUMI	06/29/1963	Active	13	0	0	0.00%	13		6	Y			11/2024		\$3,126.13
44401	YOKOHAMA TSURUMI NISHI	11/28/1984	Active	24	0	0	0.00%	25		7	Y			04/2022		\$1,121.49
Exc Award (06/30/2017, 06/30/2018, 06/30/2024)																
54176	YOKOHAMA TSUZUKI	03/01/1993	Active	42	0	0	0.00%	40		8	Y		N	01/2026		\$3,602.24
Exc Award (06/30/2025)																
25111	YOKOHAMA YAMATE	05/23/1968	Active	8	0	0	0.00%	9		7	Y	3		11/2024		\$200.49
124907	Yokohama-Kawasaki Rainbow	05/26/2015	Active	8	0	0	0.00%	8		19	Y	3		04/2019		\$51.16
25113	YOKOSUKA	01/18/1964	Active	37	1	1	0.00%	37	14	0	Y		N	01/2026		\$8,511.06
Exc Award (06/30/2021, 06/30/2023)																
25118	YOKOSUKA CHUO	02/22/1969	Active	29	2	0	7.41%	34		6	Y			06/2025		\$3,315.10
25123	YOKOSUKA HIGASHI	05/26/1972	Active	22	0	0	0.00%	21		8	Y		N	01/2026		\$1,134.35
25120	YOKOSUKA KINUGASA	12/21/1972	Active	3	0	0	0.00%	3		6	N	None		04/2020		
25090	YOKOSUKA KITA	02/29/1972	Active	18	0	0	0.00%	20		7	Y			07/2025		\$1,108.71
Exc Award (06/30/2017)																
32453	YOKOSUKA MIKASA	06/24/1976	Active	12	0	1	-7.69%	13	24	0	Y			07/2024		\$9,201.52
25126	YOKOSUKA MINAMI	02/27/1971	Active	8	0	0	0.00%	8		7	Y	3	N	06/2024		\$1,131.97
25127	YUGAWARA	05/13/1963	Active	8	2	0	33.33%	8		5	Y	2		01/2026		

Clubs Cancelled Previous Fiscal Year – Clubs Cancelled within last 12 months may be reinstated

Club Number	Club Name	Charter Date	Current Status*	Cancellation Date
25117	YOKOHAMA CHOJA	04/17/1971	Cancelled(6*)	06/29/2025
25094	YOKOHAMA HODOGAYA	03/29/1966	Cancelled(6*)	06/29/2025



Club Health Assessment for District 330 B through January 2026

						Status		Membership					Reports				Finance		LCIF
						Times in Status Quo in Past 2 Years		Current Member Count **	YTD Members Added	YTD Members Dropped	YTD Net Growth***	Member Count 1 Year Ago	Dropped Members Avg.Length of Service	Months Since Membership Update	Current Officers Reported ****	Current President Repeated Term	VP Reported *****	Last Date Reported Service (mm/yyyy)	Account Balance
Club Number	Club Name		Charter Date																
Current Total Clubs Count	YTD New Clubs Count	YTD Cancelled Clubs Count	YTD Net Club Gain	Current Total Members Count	YTD Add	YTD Drop	YTD Net Growth %	Member Count 12 Months Ago	Average Member Count Per Club	% of Clubs with less than 20 members	% No Officer Report in 12 Months	% of Clubs with balance 90+ days	Number of Clubs in Status Quo	% Status Quo Clubs in Financial Suspension	Number of Cancelled Clubs	Average Cancelled Club Age	Members Lost Due to Cancellation	% of Clubs Cancelled for Non-Financial Reasons	
135	0	1	-1	3,341	200	172	28	0.85%	3,389	25	41%	1%	0%	0	0%	1	171	18	100%

* - P - Priority Club. Cancellation Reasons: 1-Objectives/conduct, 2-Non-active club, 5-Non-existing club, 6-Disbanding, 7-Merger, 8-Financial Suspension, 9-District/Multiple District Dues.

** Red denotes below 15 active members.

*** Red denotes 20% + loss.

**** Y - all 3 (President, Secretary, Treasurer) club officers reported, N - not all 3 reported.

***** Abbreviation: N-New, IP-Immediate Past, R-Repeat.



Club Health Assessment for District 330 C through January 2026

			Status	Membership						Reports				Finance	LCIF	
Club Number	Club Name	Charter Date	Times in Status Quo in Past 2 Years	Current Member Count **	YTD Members Added	YTD Members Dropped	YTD Net Growth% ***	Member Count 1 Year Ago	Dropped Members Avg.Length of Service	Months Since Membership Update	Current Officers Reported ****	Current President Repeated Term	VP Reported *****	Last Date Reported Service (mm/yyyy)	Account Balance	YTD Donations
Clubs less than two years old																
180725	Kawagoe Aoi Kojinkai	02/09/2025	Active	20	0	0	0.00%	0		5	N	None				
180720	Kawagoe Aoi Nippon Sefty Engineer	02/09/2025	Active	20	0	0	0.00%	0		5	N	None				
158059	Saitama Smile	04/24/2024	Active	16	4	6	-11.11%	23	3	1	Y	2		09/2025	90+ Days	
Clubs more than two years old																
24508	AGEO	04/09/1973	Active	53	2	0	3.92%	55		5	Y			12/2022		\$6,000.04
45257	AGEO CHUO	06/11/1985	Active	15	0	0	0.00%	15		6	Y			02/2022		\$1,000.00
24510	ASAKA	04/18/1972	Active	41	2	0	5.13%	37		3	Y			09/2025		\$2,000.01
24511	CHICHIBU	10/20/1963	Active	38	7	1	18.75%	35	55	0	Y		N	02/2022		
36027	CHICHIBU CHUO	08/25/1978	Active	42	0	1	-2.33%	42	18	2	Y		N	11/2025		
36639	FUJIMI	02/07/1979	Active	16	0	2	-11.11%	20	26	3	N		N	01/2026		
31287	FUKAYA	10/08/1975	Active	42	5	1	10.53%	39	30	0	Y		N	12/2025		
24516	GYODA	01/18/1973	Active	24	0	1	-4.00%	25	14	1	Y		N	04/2025		
24520	HANNO	02/21/1972	Active	36	4	2	5.88%	35	7	2	Y		N	06/2025		
43958	HANYU	05/11/1984	Active	6	0	0	0.00%	6		22	Y			06/2022		
31288	HASUDA	10/08/1975	Active	28	1	0	3.70%	34		5	Y		N	10/2025		\$39.07
Exc Award (06/30/2017)																
39107	HIDAKA MUSASHI L C	11/26/1980	Active	5	0	1	-16.67%	6	43	1	Y			08/2025		
24523	HONJO	11/19/1971	Active	23	0	0	0.00%	26		0	Y			01/2026		\$1,000.00
36420	INA	12/29/1978	Active	43	1	0	2.38%	32		5	Y			06/2023		
24524	IRUMA	04/27/1967	Active	19	2	1	5.56%	19	38	0	Y		N	12/2025		
24525	IWATSUKI	03/30/1966	Active	71	4	2	2.90%	70	1	3	Y		N	07/2025	90+ Days	\$4,139.07
24527	KASUKABE	10/28/1965	Active	52	2	1	1.96%	49	1	4	Y		N	12/2025		\$558.62
33194	KASUKABE CHUO	12/31/1976	Active	14	1	2	-6.67%	9	1	1	Y	5	R	05/2025	90+ Days	\$117.22
154190	Kasukabe Fuji	04/18/2023	Active	19	3	9	-24.00%	14	3	0	Y			08/2025		\$39.07
24529	KAWAGOE	11/26/1965	Active	30	6	4	7.14%	22	13	0	Y			09/2025		\$3,000.02
33788	KAWAGOE AOI	04/04/1977	Active	62	3	1	3.33%	64	7	3	Y			12/2025		\$62,298.46



Club Health Assessment for District 330 C through January 2026

			Status	Membership						Reports				Finance	LCIF	
Club Number	Club Name	Charter Date	Times in Status Quo in Past 2 Years	Current Member Count **	YTD Members Added	YTD Members Dropped	YTD Net Growth***	Member Count 1 Year Ago	Dropped Members Avg.Length of Service	Months Since Membership Update	Current Officers Reported ****	Current President Repeated Term	VP Reported *****	Last Date Reported Service (mm/yyyy)	Account Balance	YTD Donations
42137	KAWAGOE CHUO	12/20/1982	Active	52	13	2	26.83%	40	24	1	Y			05/2023	90+ Days	
32030	KAWAGOE HATSUKARI	04/06/1976	Active	15	0	3	-16.67%	19	30	1	Y			05/2024		
24526	KAWAGUCHI	05/08/1961	Active	21	0	0	0.00%	21		1	Y		N	12/2025		\$1,700.00
49365	KAWAGUCHI HIGASHI	03/31/1989	Active	13	0	0	0.00%	13		13	Y			03/2024		\$2,300.00
37888	KAZO	12/10/1979	Active	28	0	0	0.00%	30		5	Y			12/2025		
35894	KOONOSU	06/05/1978	Active	9	2	3	-10.00%	10	9	1	Y			12/2023	\$1,000.00	
31290	KOSHIGAYA	10/07/1975	Active	33	2	0	6.45%	33		3	Y			09/2025	\$97.68	
41811	KOSHIGAYA CHUO	08/11/1982	Active	18	0	1	-5.26%	21	20	3	Y			11/2025	\$1,000.00	
46793	KUKI	12/08/1986	Active	12	0	2	-14.29%	14	21	2	N	None		11/2023		
24530	KUMAGAYA	03/07/1966	Active	23	0	1	-4.17%	25	5	1	Y			11/2025		
36360	MISATO	12/11/1978	Active	11	0	0	0.00%	11		5	Y			01/2024	\$19.54	
Exc Award (06/30/2017)																
56891	MISATO NIODORI	04/26/1995	Active	19	0	1	-5.00%	20	31	3	Y		N	07/2025	\$2,878.15	
37890	MIYOSHI SAITAMA L C	12/04/1979	Active	12	0	0	0.00%	12		5	Y			09/2023	\$300.00	
34149	NIIZA CHUO	06/24/1977	Active	26	0	1	-3.70%	25	48	3	Y			12/2023		
31291	NISHICHICHIBU L C	10/17/1975	Active	33	0	0	0.00%	36		7	Y			11/2025		
34714	NISHIIRUMA	11/16/1977	Active	35	3	1	6.06%	34	6	1	Y		N	08/2023		
37891	OGAWA	12/18/1979	Active	17	0	0	0.00%	19		5	Y		N	11/2023	\$850.01	
39108	OHI	11/19/1980	Active	13	0	0	0.00%	13		15	Y		N	10/2022		
54118	OKABE	02/22/1993	Active	11	0	2	-15.38%	14	21	0	N	None		09/2023		
33488	OKEGAWA	03/14/1977	Active	18	2	1	5.88%	16	0	4	Y		N	02/2022	\$4,800.00	
53806	OMIYA CHUO GREEN	11/10/1992	Active	18	2	1	5.88%	13	0	2	Y		N	07/2025	\$1,000.00	
Exc Award (06/30/2016, 06/30/2017)																
30903	OMIYA HIKAWA	06/10/1975	Active	10	0	0	0.00%	10		16	N	None		11/2022	\$600.00	
24537	OMIYA KITA	06/19/1970	Active	33	1	0	3.13%	38		6	Y			03/2024	\$1,000.00	
35895	OMIYA MINUMA	06/26/1978	Active	18	0	1	-5.26%	18	37	1	Y			06/2025	\$3,005.79	
Exc Award (06/30/2016)																
57700	OMIYA SENIOR	12/28/1995	Active	13	2	0	18.18%	11		5	Y			03/2024		
53432	RANZAN TOKIGAWA L C	06/26/1992	Active	15	1	2	-6.25%	16	24	2	Y			01/2026		



Club Health Assessment for District 330 C through January 2026

			Status	Membership						Reports				Finance	LCIF	
Club Number	Club Name	Charter Date	Times in Status Quo in Past 2 Years	Current Member Count **	YTD Members Added	YTD Members Dropped	YTD Net Growth% ***	Member Count 1 Year Ago	Dropped Members Avg.Length of Service	Months Since Membership Update	Current Officers Reported ****	Current President Repeated Term	VP Reported *****	Last Date Reported Service (mm/yyyy)	Account Balance	YTD Donations
Exc Award (06/30/2016)																
105074	SAITAMA HARMONY	03/26/2009	Active	11	0	0	0.00%	12		7	Y			10/2022		
31675	SAITAMA MINAMI ROYAL	02/03/1976	Active	34	6	0	21.43%	30		5	Y			09/2025		
48752	SAITAMA SAKURA	06/24/1988	Active	13	1	0	8.33%	12		0	Y			11/2025		\$2,100.00
24658	SAITAMA YONO	11/30/1971	Active	9	0	0	0.00%	9		19	Y	7		05/2023		
29421	SAYAMA	05/30/1974	Active	19	0	4	-17.39%	23	14	6	Y			01/2023		
34794	SHIRAOKA	12/05/1977	Active	11	1	1	0.00%	12	14	3	Y		N	10/2025		
24540	SOKA	06/13/1968	Active	20	2	1	5.26%	20	1	0	Y		N	10/2025		\$2,039.07
56842	SUGITO	04/17/1995	Cancelled(6*)	0	0	8	-100.00%	9	14	1	N	None		03/2025		\$58.61
24545	TODA	05/31/1972	Active	36	0	2	-5.26%	38	4	6	Y		N	12/2025		\$4,567.31
24649	TOKOROZAWA	09/11/1969	Active	6	0	1	-14.29%	7	7	6	Y		R	01/2026		
24644	URAWA	02/14/1967	Active	5	0	0	0.00%	6		1	Y	2		10/2025		
24657	WAKO	12/02/1969	Active	15	1	0	7.14%	14		3	Y	3	R	06/2025		
24656	WARABI	12/11/1965	Active	8	0	1	-11.11%	9	32	3	Y			02/2024		
30992	YASHIO	06/20/1975	Active	35	0	1	-2.78%	30	1	2	N			06/2025		\$4,600.00
58630	YONO SHINTOSHIN	08/01/1996	Active	25	0	0	0.00%	25		4	Y			05/2025		\$8,200.00
Exc Award (06/30/2016, 06/30/2019)																


Clubs Cancelled Previous Fiscal Year – Clubs Cancelled within last 12 months may be reinstated

Club Number	Club Name	Charter Date	Current Status*	Cancellation Date
29976	HIGASHIMATSUYAMA	11/29/1974	Cancelled(6*)	06/29/2025
108671	KAWAGOE TSUBASA	06/17/2010	Cancelled(6*)	06/29/2025
24538	OMIYA	05/14/1965	Cancelled(6*)	06/29/2025

Current Total Clubs Count	YTD New Clubs Count	YTD Cancelled Clubs Count	YTD Net Club Gain	Current Total Members Count	YTD Add	YTD Drop	YTD Net Growth	YTD Net Growth %	Member Count 12 Months Ago	Average Member Count Per Club	% of Clubs with less than 20 members	% No Officer Report in 12 Months	% of Clubs with balance 90+ days	Number of Clubs in Status Quo	% Status Quo Clubs in Financial Suspension	Number of Cancelled Clubs	Average Cancelled Club Age	Members Lost Due to Cancellation	% of Clubs Cancelled for Non-Financial Reasons
64	0	1	-1	1,508	86	76	10	0.67%	1,465	24	53%	2%	6%	0	0%	1	156	8	100%



Club Health Assessment for District 330 C through January 2026

																
Club Number	Club Name	Charter Date	Status	Membership					Reports				Finance	LCIF		
			Times in Status Quo in Past 2 Years	Current Member Count **	YTD Members Added	YTD Members Dropped	YTD Net Growth% ***	Member Count 1 Year Ago	Dropped Members Avg.Length of Service	Months Since Membership Update	Current Officers Reported ****	Current President Repeated Term	VP Reported *****	Last Date Reported Service (mm/yyyy)	Account Balance	YTD Donations

* - P - Priority Club. Cancellation Reasons: 1-Objectives/conduct, 2-Non-active club, 5-Non-existing club, 6-Disbanding, 7-Merger, 8-Financial Suspension, 9-District/Multiple District Dues.

** Red denotes below 15 active members.

*** Red denotes 20% + loss.

**** Y - all 3 (President, Secretary, Treasurer) club officers reported, N - not all 3 reported.

***** Abbreviation: N-New, IP-Immediate Past, R-Repeat.



Club Health Assessment for District 331 A through January 2026

			Status	Membership						Reports				Finance	LCIF	
Club Number	Club Name	Charter Date	Times in Status Quo in Past 2 Years	Current Member Count **	YTD Members Added	YTD Members Dropped	YTD Net Growth% ***	Member Count 1 Year Ago	Dropped Members Avg.Length of Service	Months Since Membership Update	Current Officers Reported ****	Current President Repeated Term	VP Reported *****	Last Date Reported Service (mm/yyyy)	Account Balance	YTD Donations
Clubs less than two years old																
185976	Sapporo Sosei East	07/11/2025	Active	31	32	1	100.00%	0	15	0	Y					\$33,790.15
Clubs more than two years old																
24804	AKABIRA	03/03/1962	Active	10	0	0	0.00%	12		5	Y			05/2025		\$53.49
24807	ASHIBETSU	07/30/1961	Active	37	0	2	-5.13%	39	9	5	Y		N	01/2026		\$3,659.74
Exc Award (06/30/2018, 06/30/2020)																
24814	BIBAI	10/11/1960	Active	21	1	1	0.00%	21	22	0	Y			12/2024		
Exc Award (06/30/2017)																
24817	CHIPPUBETSU	06/30/1968	Active	11	0	0	0.00%	14		5	Y		N	10/2021		\$603.54
24818	CHITOSE	10/21/1961	Active	77	2	1	1.32%	76	7	1	Y		N	12/2025		\$22,247.62
Exc Award (06/30/2017, 06/30/2018, 06/30/2020, 06/30/2023, 06/30/2025)																
41425	CHITOSE CHUO	05/24/1982	Active	34	0	0	0.00%	31		3	Y		N	12/2025		\$3,433.68
24820	EBEOTSU	10/16/1966	Active	19	2	0	11.76%	18		5	Y			02/2024		\$436.58
24821	EBETSU	02/24/1960	Active	35	1	1	0.00%	39	7	1	Y		N	10/2024		\$129.00
Exc Award (06/30/2024)																
52985	EBETSU GREEN	04/27/1992	Active	31	4	1	10.71%	28	19	1	Y		N	12/2025		\$443.39
Exc Award (06/30/2022)																
24824	ENIWA	01/19/1964	Active	74	1	1	0.00%	76	41	1	Y			11/2025		\$1,377.27
24827	FUKAGAWA	11/30/1961	Active	16	2	1	6.67%	16	5	5	Y		N	12/2025		\$53.49
30381	ISHIKARI	03/11/1975	Active	41	3	3	0.00%	40	4	1	Y		N	01/2026		\$3,400.07
Exc Award (06/30/2024, 06/30/2025)																
24843	IWAMIZAWA	11/09/1959	Active	40	1	1	0.00%	39	55	1	Y		N	12/2025		\$1,820.07
Exc Award (06/30/2023)																
24845	IWAMIZAWA CHUO	07/20/1972	Active	27	0	1	-3.57%	28	6	4	Y		N	08/2025		\$480.13
Exc Award (06/30/2016, 06/30/2017)																
46124	IWAMIZAWA GREEN	04/01/1986	Active	24	1	1	0.00%	26	2	0	Y		N	12/2024		\$72.00
123649	Iwamizawa Hamanasu	11/17/2014	Active	64	2	4	-3.03%	71	3	0	Y		N	05/2025		\$5,334.35
Exc Award (06/30/2016, 06/30/2018, 06/30/2019, 06/30/2020, 06/30/2021, 06/30/2022, 06/30/2023, 06/30/2025)																



Club Health Assessment for District 331 A through January 2026

			Status	Membership						Reports				Finance		LCIF
Club Number	Club Name	Charter Date	Times in Status Quo in Past 2 Years	Current Member Count **	YTD Members Added	YTD Members Dropped	YTD Net Growth% ***	Member Count 1 Year Ago	Dropped Members Avg.Length of Service	Months Since Membership Update	Current Officers Reported ****	Current President Repeated Term	VP Reported *****	Last Date Reported Service (mm/yyyy)	Account Balance	YTD Donations
99228	IWAMIZAWA MAPLE	05/01/2007	Active	14	0	2	-12.50%	22	9	3	Y		N	01/2026		
	Exc Award (06/30/2016, 06/30/2018, 06/30/2023)															
24855	KITAHIROSHIMA	05/30/1969	Active	34	3	1	6.25%	30	0	5	Y		N	10/2025		\$4,267.32
24868	MIKASA	11/24/1963	Active	23	1	2	-4.17%	23	7	2	Y		N	01/2026		\$1,301.00
	Exc Award (06/30/2016, 06/30/2019, 06/30/2023)															
24875	NAGANUMA	01/22/1967	Active	28	0	1	-3.45%	29	3	1	Y			05/2025		
24876	NAIE	06/16/1961	Active	23	0	0	0.00%	24		5	Y			12/2025		\$53.49
24878	NANPORO	04/13/1968	Active	19	0	0	0.00%	19		5	Y			12/2020		
24884	NUMATA	06/30/1963	Active	38	2	1	2.70%	38	60	4	Y			06/2025		\$53.49
24904	SAPPORO	02/28/1956	Active	27	1	2	-3.57%	23	5	0	Y			05/2024		\$5,821.80
	Exc Award (06/30/2016, 06/30/2020)															
24905	SAPPORO ACACIA	12/15/1960	Active	54	2	1	1.89%	53	2	1	Y		N	06/2025		\$7,292.70
	Exc Award (06/30/2016, 06/30/2017, 06/30/2019, 06/30/2022, 06/30/2023, 06/30/2024)															
78448	SAPPORO AKARENGA	03/02/2004	Active	23	0	1	-4.17%	28	1	4	Y		N	03/2025		\$2,389.00
120798	Sapporo Athlete	11/22/2013	Active	15	0	0	0.00%	15		5	Y	2		07/2024		
24906	SAPPORO CHUO	10/20/1958	Active	23	2	0	9.52%	20		5	Y			04/2021		\$1,130.68
	Exc Award (06/30/2016, 06/30/2017, 06/30/2018)															
30168	SAPPORO CLARK	01/31/1975	Active	17	0	2	-10.53%	20	2	1	N			10/2025		\$45.11
	Exc Award (06/30/2018)															
77883	SAPPORO COSMIC SENIOR	12/02/2003	Active	19	0	0	0.00%	20		7	Y		N	11/2025		\$55.31
24907	SAPPORO ELM	11/08/1959	Active	34	2	1	3.03%	33	23	3	Y			08/2025		\$1,232.74
	Exc Award (06/30/2017, 06/30/2018, 06/30/2023)															
44494	SAPPORO FRONTIER	12/28/1984	Active	50	3	0	6.38%	43		0	Y			08/2024		\$3,889.00
	Exc Award (06/30/2018, 06/30/2020, 06/30/2021, 06/30/2022, 06/30/2023, 06/30/2025)															
56736	SAPPORO GREEN	03/29/1995	Active	25	0	0	0.00%	25		3	Y		N	10/2025		\$10,325.40
37013	SAPPORO HAMANASU	04/25/1979	Active	11	0	0	0.00%	11		5	N	None		03/2019		\$21.74



Club Health Assessment for District 331 A through January 2026

			Status	Membership						Reports				Finance	LCIF	
Club Number	Club Name	Charter Date	Times in Status Quo in Past 2 Years	Current Member Count **	YTD Members Added	YTD Members Dropped	YTD Net Growth% ***	Member Count 1 Year Ago	Dropped Members Avg.Length of Service	Months Since Membership Update	Current Officers Reported ****	Current President Repeated Term	VP Reported *****	Last Date Reported Service (mm/yyyy)	Account Balance	YTD Donations
61160	SAPPORO HIGASHI	09/30/1998	Active	48	11	0	29.73%	39		1	N			05/2025		\$2,216.74
	Exc Award (06/30/2017, 06/30/2018, 06/30/2022, 06/30/2023)															
47202	SAPPORO HITSUJIGAOKA	04/13/1987	Cancelled(6*)	0	0	5	-100.00%	8	13	2	N	None		07/2025		
	Exc Award (06/30/2016)															
149816	Sapporo Infinity	02/08/2022	Active	46	4	2	4.55%	44	2	0	Y		N	06/2025		\$241.74
	Exc Award (06/30/2022, 06/30/2023, 06/30/2024, 06/30/2025)															
98926	SAPPORO KITANOMORI	03/29/2007	Active	114	8	0	7.55%	108		2	Y		N	06/2025		\$44,030.08
	Exc Award (06/30/2019, 06/30/2022, 06/30/2023, 06/30/2024)															
44913	SAPPORO KIYOTA	04/26/1985	Active	77	4	3	1.32%	77	2	0	Y			01/2026		\$10,955.29
	Exc Award (06/30/2018, 06/30/2019, 06/30/2022, 06/30/2023, 06/30/2025)															
153791	Sapporo Les Liens	03/07/2023	Active	33	1	1	0.00%	34	2	0	Y			10/2025		\$3,484.06
	Exc Award (06/30/2023, 06/30/2024)															
38933	SAPPORO LIBERTY	09/10/1980	Active	22	2	0	10.00%	22		2	N			01/2026		\$21.74
	Exc Award (06/30/2017)															
24909	SAPPORO LILAC	08/10/1964	Active	35	0	1	-2.78%	37	37	2	Y		N	08/2022		\$2,621.78
34151	SAPPORO MARUYAMA	06/23/1977	Active	34	2	1	3.03%	33	42	1	Y		N	10/2025		\$9,831.81
24901	SAPPORO MOIWA	03/22/1968	Active	21	0	1	-4.55%	24	9	0	Y		N	01/2026		\$2,089.03
	Exc Award (06/03/2016, 06/30/2017, 06/30/2018, 06/30/2020)															
55303	SAPPORO NAKAJIMA	02/10/1994	Active	96	7	20	-11.93%	103	5	0	Y		N	12/2025		\$43,516.81
	Exc Award (06/30/2022, 06/30/2024, 06/30/2025)															
56407	SAPPORO NISHI	01/06/1995	Active	20	1	0	5.26%	20		3	Y			12/2025	90+ Days	\$21.74
	Exc Award (06/30/2017, 06/30/2018)															
76063	SAPPORO NORTH	06/25/2003	Active	17	2	1	6.25%	15	2	2	Y		N	10/2025		\$278.56
	Exc Award (06/30/2016, 06/30/2018, 06/30/2019, 06/30/2020, 06/30/2022)															
51427	SAPPORO OHDORI	03/14/1991	Active	29	0	0	0.00%	29		5	Y		N	09/2025		\$2,329.97
	Exc Award (06/30/2016, 06/30/2019, 06/30/2024)															
44791	SAPPORO PIONEER	03/19/1985	Active	52	8	2	13.04%	73	6	0	Y			03/2025		\$161.83
	Exc Award (06/30/2016, 06/30/2021, 06/30/2022, 06/30/2023, 06/30/2024)															



Club Health Assessment for District 331 A through January 2026

INTERNATIONAL

			Status	Membership						Reports				Finance	LCIF	
Club Number	Club Name	Charter Date	Times in Status Quo in Past 2 Years	Current Member Count **	YTD Members Added	YTD Members Dropped	YTD Net Growth% ***	Member Count 1 Year Ago	Dropped Members Avg.Length of Service	Months Since Membership Update	Current Officers Reported ****	Current President Repeated Term	VP Reported *****	Last Date Reported Service (mm/yyyy)	Account Balance	YTD Donations
24908	SAPPORO POPLAR	11/10/1962	Active	43	4	4	0.00%	42	7	2	Y			07/2025		\$8,021.81
	Exc Award (06/30/2018)															
61344	SAPPORO SENIOR	12/08/1998	Active	48	6	0	14.29%	46		2	Y		N	01/2026		\$89.57
	Exc Award (06/30/2019, 06/30/2023)															
110928	SAPPORO SHINSEI	04/26/2011	Active	25	1	0	4.17%	25		1	Y			01/2026		\$5,489.05
41770	SAPPORO SHIRAKABA	07/19/1982	Active	30	1	1	0.00%	34	4	3	Y		N	09/2024		\$2,021.75
	Exc Award (06/30/2022)															
47122	SAPPORO SHIROISHI	03/31/1987	Active	48	2	1	2.13%	49	8	1	Y		N	01/2026		\$1,132.59
	Exc Award (06/30/2024)															
46125	SAPPORO SNOWTOPIA	04/02/1986	Active	21	0	0	0.00%	21		7	Y			08/2025		\$21.74
	Exc Award (06/30/2018)															
56566	SAPPORO SUSUKINO	02/20/1995	Active	52	2	4	-3.70%	50	2	0	Y		N	01/2026		\$5,191.83
	Exc Award (06/30/2020)															
37540	SAPPORO TOKEIDAI	09/17/1979	Active	74	1	0	1.37%	68		2	Y			01/2026		\$9,252.44
	Exc Award (06/30/2019, 06/30/2020, 06/30/2022, 06/30/2023, 06/30/2024, 06/30/2025)															
117121	SAPPORO TRUST	06/08/2012	Active	28	6	2	16.67%	23	36	1	Y		R	10/2025		\$21.74
	Exc Award (06/30/2016, 06/30/2017, 06/30/2018)															
84554	SAPPORO WAKABA MINAMI	12/20/2004	Active	22	2	1	4.76%	17	20	2	Y		N	12/2024		\$1,925.13
78798	SORACHI	04/14/2004	Active	24	0	0	0.00%	24		9	Y		N	01/2026		\$1,953.50
24917	SUNAGAWA	07/29/1960	Active	43	2	0	4.88%	40		0	Y		N	11/2025		\$8,145.51
	Exc Award (06/30/2017, 06/30/2018)															
24923	TAKIKAWA	09/17/1960	Active	21	0	1	-4.55%	25	3	1	Y			10/2025		\$265.79
	Exc Award (06/30/2016)															
40720	TAKIKAWA CHUO	12/21/1981	Active	32	2	0	6.67%	40		5	Y			01/2026		\$829.38
24924	TOBETSU	08/07/1962	Active	47	1	0	2.17%	46		5	Y		N	10/2025		\$271.00
	Exc Award (06/30/2018)															
24930	TSUKIGATA	01/12/1964	Active	16	1	1	0.00%	19	0	1	Y		N	11/2025		
30425	URYU	03/07/1975	Cancelled(6*)	0	0	15	-100.00%	16	11	2	N	None		03/2024		\$53.49
24943	YUBARI CHUO	11/27/1966	Active	8	0	0	0.00%	8		8	N	None		04/2015		
24944	YUNI	06/08/1968	Active	36	1	0	2.86%	34		6	Y		N	01/2026		\$460.01



Club Health Assessment for District 331 A through January 2026

Club Number	Club Name	Charter Date	Status		Membership						Reports				Finance		LCIF		
			Times in Status Quo in Past 2 Years	Current Member Count **	YTD Members Added	YTD Members Dropped	YTD Net Growth% ***	Member Count 1 Year Ago	Dropped Members Avg.Length of Service	Months Since Membership Update	Current Officers Reported ****	Current President Repeated Term	VP Reported *****	Last Date Reported Service (mm/yyyy)	Account Balance	YTD Donations			
Clubs Cancelled Previous Fiscal Year – Clubs Cancelled within last 12 months may be reinstated																			
Club Number	Club Name	Charter Date	Current Status*		Cancellation Date														
55382	SAPPORO MINAMI	03/03/1994	Cancelled(7*)		06/29/2025														
24919	SHINTOTSUKAWA	11/26/1966	Cancelled(6*)		06/29/2025														
Current Total Clubs Count	YTD New Clubs Count	YTD Cancelled Clubs Count	YTD Net Club Gain	Current Total Members Count	YTD Add	YTD Drop	YTD Net Growth	YTD Net Growth %	Member Count 12 Months Ago	Average Member Count Per Club	% of Clubs with less than 20 members	% No Officer Report in 12 Months	% of Clubs with balance 90+ days	Number of Clubs in Status Quo	% Status Quo Clubs in Financial Suspension	Number of Cancelled Clubs	Average Cancelled Club Age	Members Lost Due to Cancellation	% of Clubs Cancelled for Non-Financial Reasons
67	1	2	-1	2,331	150	100	50	2.19%	2,343	35	19%	1%	1%	0	0%	2	90	20	100%

* - P - Priority Club. Cancellation Reasons: 1-Objectives/conduct, 2-Non-active club, 5-Non-existing club, 6-Disbanding, 7-Merger, 8-Financial Suspension, 9-District/Multiple District Dues.

** Red denotes below 15 active members.

*** Red denotes 20% + loss.

**** Y - all 3 (President, Secretary, Treasurer) club officers reported, N - not all 3 reported.

***** Abbreviation: N-New, IP-Immediate Past, R-Repeat.



Club Health Assessment for District 331 B through January 2026

			Status	Membership						Reports				Finance	LCIF	
Club Number	Club Name	Charter Date	Times in Status Quo in Past 2 Years	Current Member Count **	YTD Members Added	YTD Members Dropped	YTD Net Growth% ***	Member Count 1 Year Ago	Dropped Members Avg.Length of Service	Months Since Membership Update	Current Officers Reported ****	Current President Repeated Term	VP Reported *****	Last Date Reported Service (mm/yyyy)	Account Balance	YTD Donations
Clubs less than two years old																
172363	Higashi Hokkaido Web	06/27/2024	Active	18	2	1	5.88%	20	2	1	Y		N			
Clubs more than two years old																
24803	ABASHIRI	08/05/1962	Active	45	4	1	7.14%	43	36	0	Y		N	01/2026		\$860.23
29237	ABASHIRI KATSURA	04/30/1974	Active	29	0	1	-3.33%	30	1	1	Y		N	01/2026		\$300.00
32898	AIBETSU	10/29/1976	Active	23	0	0	0.00%	23		23	Y			12/2025		
24809	ASAHIKAWA	02/24/1958	Active	28	3	1	7.69%	27	8	5	Y		N	05/2025		\$500.08
Exc Award (06/30/2017, 06/30/2021)																
24810	ASAHIKAWA CHUO	11/28/1959	Active	15	2	1	7.14%	14	9	1	Y		N	08/2025		\$1,300.02
110481	ASAHIKAWA CRYSTAL	03/02/2011	Active	17	1	1	0.00%	16	15	0	Y			12/2025		
24808	ASAHIKAWA HEIWA	11/26/1963	Active	31	3	0	10.71%	29		5	Y		N	10/2025		\$620.17
Exc Award (06/30/2020, 06/30/2023)																
50000	ASAHIKAWA NANAKAMADO	11/29/1989	Active	26	0	0	0.00%	27		1	Y		N	11/2025		\$520.14
Exc Award (06/30/2018, 06/30/2019, 06/30/2021, 06/30/2023)																
24812	ASAHIKAWA TAISETSU	06/17/1961	Active	46	4	0	9.52%	40		1	Y		N	12/2025		\$4,600.10
Exc Award (06/30/2018, 06/30/2019, 06/30/2020, 06/30/2021, 06/30/2023)																
154201	Asahikawa Virtual	05/09/2023	Active	19	1	2	-5.00%	21	3	0	Y		N		90+ Days	
34152	BIFUKA	06/23/1977	Active	13	0	0	0.00%	13		7	Y			02/2019		
24816	BIHORO	02/17/1963	Active	32	0	2	-5.88%	36	13	1	Y		N	08/2025		
24822	ENBETSU	11/04/1964	Active	15	1	1	0.00%	16	11	1	Y	2		07/2025		\$1,756.45
24823	ENGARU	12/10/1973	Active	24	1	2	-4.00%	27	17	0	Y			05/2025		
24826	ESASHI OKHOTSK L C	06/25/1963	Active	16	1	1	0.00%	16	27	0	N	None		04/2019		
24829	FURANO	03/04/1962	Active	67	3	0	4.69%	63		2	Y		N	05/2021		\$6,000.03
24832	HABORO	11/18/1962	Active	42	1	0	2.44%	43		0	Y		N	04/2020		\$4,387.20
35115	HIGASHIKAWA	02/20/1978	Active	26	0	0	0.00%	28		7	Y		N	09/2024		\$201.88
24841	HONBETSU	11/13/1960	Active	24	0	1	-4.00%	25	6	1	Y			01/2026		\$568.36
40080	HORONOB	06/23/1981	Active	18	0	0	0.00%	18		9	N	None		09/2020		\$100.00



Club Health Assessment for District 331 B through January 2026

			Status	Membership						Reports				Finance	LCIF	
Club Number	Club Name	Charter Date	Times in Status Quo in Past 2 Years	Current Member Count **	YTD Members Added	YTD Members Dropped	YTD Net Growth% ***	Member Count 1 Year Ago	Dropped Members Avg.Length of Service	Months Since Membership Update	Current Officers Reported ****	Current President Repeated Term	VP Reported *****	Last Date Reported Service (mm/yyyy)	Account Balance	YTD Donations
24848	KAMIFURANO	05/17/1964	Active	34	0	0	0.00%	34		5	Y		N	07/2025		
Exc Award (06/30/2017, 06/30/2021)																
24849	KAMISHIHORO	04/28/1970	Active	20	2	0	11.11%	19		0	Y	2		12/2023		
24854	KITAMI	05/25/1962	Active	38	3	1	5.56%	35	0	3	Y		N	05/2025		\$2,760.01
24853	KITAMI CHUO	04/04/1964	Active	40	1	2	-2.44%	38	9	3	Y		N	04/2025		\$9,140.04
Exc Award (06/30/2025)																
33913	KITAMI SHIRAKABA	05/18/1977	Active	77	2	1	1.32%	77	10	1	Y		N	11/2025		\$2,400.21
Exc Award (06/30/2019, 06/30/2023, 06/30/2024)																
24857	KUSHIRO	08/26/1957	Active	26	0	1	-3.70%	27	3	0	Y		N	06/2025		\$1,973.04
24863	KUSHIRO MINATO	11/23/1968	Active	63	6	0	10.53%	57		0	Y		N	05/2024		\$32,202.55
31715	KUSHIRO NUSAMAI	02/18/1976	Active	62	1	2	-1.59%	64	7	1	Y			07/2020		\$3,600.08
49466	KUSHIRO SHITSUGEN	04/28/1989	Active	17	0	0	0.00%	17		8	Y			03/2019		\$365.55
107216	KUSHIRO YUYAKE	01/08/2010	Active	50	8	2	13.64%	45	15	0	N	None		02/2023		
Exc Award (06/30/2021)																
24864	MAKUBETSU	04/05/1970	Active	17	0	0	0.00%	17		5	Y			12/2025		\$360.54
24865	MASHIKE	04/18/1965	Active	25	1	2	-3.85%	27	15	1	Y			11/2025		\$2,600.06
33393	MEMURO	02/23/1977	Active	20	0	5	-20.00%	23	10	5	Y		N	05/2023		\$20.45
40343	MONBETSU OKHOTSK	08/28/1981	Active	21	1	1	0.00%	21	21	1	Y		N	02/2025		\$440.12
48458	NAKASHIBETSU	04/14/1988	Active	18	1	0	5.88%	16		0	Y		N	09/2025		\$1,000.00
24879	NAYORO	04/26/1962	Active	48	4	1	6.67%	47	3	0	Y		N	12/2025		\$3,250.01
24880	NEMURO	06/03/1962	Active	39	4	1	8.33%	37	1	0	Y		N	03/2018		\$427.76
24885	OBIHIRO	10/21/1958	Active	22	0	0	0.00%	25		5	Y			01/2026		\$2,795.04
24886	OBIHIRO CHUO	06/19/1961	Active	25	0	2	-7.41%	27	9	1	Y		N	10/2025		\$2,316.79
24887	OBIHIRO HEIGEN	12/08/1963	Active	29	3	0	11.54%	29		2	Y		N	12/2025		\$5,861.87
Exc Award (06/30/2020)																
24888	OBIHIRO KASHIWA	02/23/1972	Active	24	0	0	0.00%	24		1	Y		N	12/2025		\$5,480.06
78571	OBIHIRO SAKURA	03/26/2004	Active	11	3	3	0.00%	11	8	0	N	None		09/2021		\$1,000.00
41631	OBIHIRO SUZURAN	06/28/1982	Active	16	1	1	0.00%	16	15	1	Y		N	01/2026		\$21.30
Exc Award (06/30/2023)																



Club Health Assessment for District 331 B through January 2026


			Status	Membership					Reports					Finance	LCIF	
Club Number	Club Name	Charter Date	Times in Status Quo in Past 2 Years	Current Member Count **	YTD Members Added	YTD Members Dropped	YTD Net Growth% ***	Member Count 1 Year Ago	Dropped Members Avg.Length of Service	Months Since Membership Update	Current Officers Reported ****	Current President Repeated Term	VP Reported *****	Last Date Reported Service (mm/yyyy)	Account Balance	YTD Donations
24890	OKETO	04/03/1964	Active	12	1	0	9.09%	12		5	N			09/2018		
24896	OTOFUKE	08/21/1962	Active	47	6	0	14.63%	44		0	Y		N	10/2025		\$4,722.70
24897	RAUSU	10/26/1966	Active	13	0	2	-13.33%	15	24	5	Y		N	08/2018		
24899	RUMOI	02/25/1960	Active	24	0	0	0.00%	25		5	Y			05/2019		\$451.15
24900	RUMOI MINATO	12/07/1963	Active	55	2	3	-1.79%	55	20	1	Y			01/2026		\$5,006.13
127031	Saroma	03/11/2016	Active	19	1	0	5.56%	18		2	Y	3		05/2025		\$520.01
46362	SARUFUTSU	06/06/1986	Active	22	0	0	0.00%	23		10	Y			12/2015		\$300.01
24916	SHIBECHA	02/21/1965	Active	32	0	1	-3.03%	34	11	1	Y			05/2025		\$2,500.00
24912	SHIBETSU	08/04/1962	Active	38	0	1	-2.56%	41	4	2	Y		N	01/2026		\$1,280.03
24903	SHIKAOI	07/24/1966	Active	18	1	0	5.88%	18		5	N			12/2023		
24913	SHIRANUKA	12/16/1960	Active	7	0	0	0.00%	7		5	Y	4		10/2025		
61253	SHIRATAKI	11/09/1998	Active	18	1	3	-10.00%	20	14	0	Y		N	05/2025		\$1,080.03
Exc Award (06/30/2021)																
59952	TANNO	09/03/1997	Active	15	0	0	0.00%	15		7	Y		N	10/2015		
24925	TOKACHI IKEDA L C	06/20/1962	Active	16	1	0	6.67%	16		5	N			12/2016		\$341.32
24927	TOMA	12/06/1970	Active	17	1	0	6.25%	16		0	Y		N	01/2026		\$1,868.09
24934	TOYOKORO	11/24/1968	Active	19	1	0	5.56%	19		6	Y			02/2025		\$483.10
24929	TSUBETSU	09/15/1963	Active	17	3	1	13.33%	17	62	3	Y		N	03/2016		\$320.02
24935	URAHORO	06/27/1963	Active	13	0	0	0.00%	14		8	Y		N	05/2023		
Exc Award (06/30/2021)																
40081	UTANOBORI	06/23/1981	Active	17	3	1	13.33%	17	37	0	Y		R	12/2020		
24939	WAKKANAI	04/01/1962	Active	29	2	0	7.41%	27		6	Y			12/2025		\$3,100.03
56038	WAKKANAI HOKUTO	08/10/1994	Active	74	2	2	0.00%	73	10	0	Y		N	01/2026		\$3,100.01
Exc Award (06/30/2021)																
33914	YUBETSU	05/18/1977	Active	17	0	0	0.00%	17		13	Y			06/2025		

Clubs Cancelled Previous Fiscal Year – Clubs Cancelled within last 12 months may be reinstated

Club Number	Club Name	Charter Date	Current Status*	Cancellation Date
24811	ASAHIKAWA HIGASHI	07/30/1963	Cancelled(6*)	06/29/2025



Club Health Assessment for District 331 B through January 2026

				Status		Membership						Reports				Finance		LCIF	
						Current Member Count **	YTD Members Added	YTD Members Dropped	YTD Net Growth***	Member Count 1 Year Ago	Dropped Members Avg.Length of Service	Months Since Membership Update	Current Officers Reported ****	Current President Repeated Term	VP Reported *****	Last Date Reported Service (mm/yyyy)	Account Balance	YTD Donations	
Club Number	Club Name	Charter Date	Times in Status Quo in Past 2 Years																
36781	PIPPU	03/19/1979	Cancelled(6*)			06/29/2025													
41269	TOKACHISHIMIZU	04/01/1982	Cancelled(6*)			03/29/2025													
Current Total Clubs Count	YTD New Clubs Count	YTD Cancelled Clubs Count	YTD Net Club Gain	Current Total Members Count	YTD Add	YTD Drop	YTD Net Growth	YTD Net Growth %	Member Count 12 Months Ago	Average Member Count Per Club	% of Clubs with less than 20 members	% No Officer Report in 12 Months	% of Clubs with balance 90+ days	Number of Clubs in Status Quo	% Status Quo Clubs in Financial Suspension	Number of Cancelled Clubs	Average Cancelled Club Age	Members Lost Due to Cancellation	% of Clubs Cancelled for Non-Financial Reasons
66	0	0	0	1,855	93	54	39	2.15%	1,851	28	41%	2%	2%	0	0%	0	0	0	0%

* - P - Priority Club. Cancellation Reasons: 1-Objectives/conduct, 2-Non-active club, 5-Non-existing club, 6-Disbanding, 7-Merger, 8-Financial Suspension, 9-District/Multiple District Dues.

** Red denotes below 15 active members.

*** Red denotes 20% + loss.

**** Y - all 3 (President, Secretary, Treasurer) club officers reported, N - not all 3 reported.

***** Abbreviation: N-New, IP-Immediate Past, R-Repeat.



Club Health Assessment for District 331 C through January 2026

			Status	Membership						Reports				Finance	LCIF	
Club Number	Club Name	Charter Date	Times in Status Quo in Past 2 Years	Current Member Count **	YTD Members Added	YTD Members Dropped	YTD Net Growth***	Member Count 1 Year Ago	Dropped Members Avg.Length of Service	Months Since Membership Update	Current Officers Reported ****	Current President Repeated Term	VP Reported *****	Last Date Reported Service (mm/yyyy)	Account Balance	YTD Donations
Clubs more than two years old																
24839	ABIRA	12/20/1971	Active	31	1	2	-3.13%	32	6	0	Y			12/2025		\$227.93
29238	ATSUMA	04/30/1974	Active	31	3	2	3.33%	30	11	1	Y		N	01/2026		\$2,844.77
Exc Award (06/30/2017, 06/30/2019)																
24819	DATE	12/01/1961	Active	49	2	0	4.26%	51		5	Y			05/2025		\$3,258.75
Exc Award (06/30/2017)																
24825	ESASHI	06/04/1962	Active	6	0	1	-14.29%	7	6	1	N			10/2025		
24833	HAKODATE	09/03/1956	Active	23	2	0	9.52%	21		3	Y			01/2026		\$1,320.01
24847	HAKODATE CHUO	06/29/1971	Active	22	0	1	-4.35%	23	14	5	Y	2		01/2026		\$320.00
Exc Award (06/30/2017)																
84145	HAKODATE GAGYU	09/10/2004	Active	3	0	0	0.00%	4		7	N	None		11/2023		\$1,539.79
Exc Award (06/30/2017)																
48637	HAKODATE GREEN	05/27/1988	Active	14	0	0	0.00%	17		5	Y			10/2016		
24834	HAKODATE HIGASHI	11/27/1958	Active	45	0	0	0.00%	52		5	Y		N	01/2026		\$740.00
24836	HAKODATE HOKUTO	12/02/1961	Active	29	0	0	0.00%	32		5	Y			01/2026		\$500.00
153084	Hakodate Ichiraku	12/06/2022	Active	50	6	2	8.70%	52	1	1	Y		N	11/2024		\$900.24
24837	HAKODATE KAIKYO	06/29/1971	Active	4	0	0	0.00%	4		5	N	None		02/2019		
124428	Hakodate Minato	03/23/2015	Active	22	0	1	-4.35%	26	4	3	Y		N	03/2017		
Exc Award (06/30/2017)																
61127	HAKODATE MOTOMACHI	09/10/1998	Active	31	4	2	6.90%	30	40	0	Y			01/2026		\$560.00
24844	IWANAI	03/02/1962	Active	38	2	5	-7.32%	42	12	3	Y			09/2024		\$167.37
38934	KAMIISO	09/04/1980	Active	28	1	2	-3.45%	29	29	0	Y			10/2025		\$575.31
24851	KIKONAI SHIRIUCHI L C	04/17/1964	Active	39	4	4	0.00%	37	6	2	N			10/2025		\$121.49
33982	KITAHIYAMA	05/31/1977	Active	30	5	2	11.11%	28	5	0	Y			01/2026		
55400	KUROMATSUNAI	03/14/1994	Active	35	0	1	-2.78%	40	17	4	Y			11/2025		\$167.37
24858	KUTCHAN	06/16/1960	Active	50	1	2	-1.96%	52	2	1	Y			07/2025		\$1,009.83
24866	MATSUMAE	09/27/1968	Active	33	1	0	3.13%	35		5	Y		N	12/2024		
24870	MORI	12/08/1962	Active	34	1	1	0.00%	36	10	4	Y		N	02/2021		
24872	MURORAN	10/18/1958	Active	26	1	1	0.00%	26	16	3	Y			09/2025		\$258.72



Club Health Assessment for District 331 C through January 2026

			Status	Membership						Reports				Finance	LCIF	
Club Number	Club Name	Charter Date	Times in Status Quo in Past 2 Years	Current Member Count **	YTD Members Added	YTD Members Dropped	YTD Net Growth% ***	Member Count 1 Year Ago	Dropped Members Avg.Length of Service	Months Since Membership Update	Current Officers Reported ****	Current President Repeated Term	VP Reported *****	Last Date Reported Service (mm/yyyy)	Account Balance	YTD Donations
Exc Award (06/30/2022)																
24874	MURORAN HIGASHI	02/22/1961	Active	50	7	0	16.28%	46		0	Y		N	01/2026		\$45,658.81
Exc Award (06/30/2017)																
24881	NIKAPPU	03/27/1972	Active	38	2	0	5.56%	38		5	Y			01/2026		
24883	NISEKO	02/22/1970	Active	34	0	7	-17.07%	41	17	3	Y		N	10/2025		\$327.23
24882	NOBORIBETSU	08/25/1959	Active	16	3	1	14.29%	15	6	0	Y			09/2025		\$92.05
41270	NOBORIBETSU CHUO	04/27/1982	Active	14	1	1	0.00%	14	8	0	Y			09/2025		\$92.05
64158	OKUSHIRI	04/06/2001	Active	11	0	0	0.00%	11		15	Y		N	10/2021		
24891	OTARU	02/25/1957	Active	46	2	4	-4.17%	49	16	0	Y			01/2026		\$1,800.14
24892	OTARU CHUO	03/11/1959	Cancelled(6*)	0	0	22	-100.00%	23	19	5	N	None		03/2023		
24894	OTARU MINATO	03/30/1961	Active	42	2	0	5.00%	40		5	Y		N	01/2026		\$1,000.00
Exc Award (06/30/2021)																
24895	OTARU USHIO	01/31/1973	Active	26	1	1	0.00%	26	2	1	Y			01/2026		\$520.01
24921	SHIRAOI	04/12/1964	Active	41	2	2	0.00%	46	17	1	Y		N	01/2026		\$838.73
24914	SHIZUNAI	06/01/1961	Active	54	5	0	10.20%	48		2	Y		N	06/2025		\$7,704.48
Exc Award (06/30/2017)																
24928	TOHYA	09/16/1960	Active	83	3	2	1.22%	86	13	3	Y			09/2016		\$92.05
24926	TOMAKOMAI	04/27/1960	Active	15	0	1	-6.25%	18	2	5	Y			01/2026		\$1,345.99
Exc Award (06/30/2021)																
24932	TOMAKOMAI CHUO	06/29/1971	Active	75	2	3	-1.32%	74	12	0	Y		N	01/2026		\$12,499.56
Exc Award (06/30/2023)																
31769	TOMAKOMAI HAKUCHO	02/24/1976	Active	45	0	1	-2.17%	46	13	1	Y			12/2025		\$2,437.75
51381	TOMAKOMAI HASUKAPPU	03/04/1991	Active	34	1	1	0.00%	35	17	3	Y			12/2025		\$3,415.09
Exc Award (06/30/2020, 06/30/2021, 06/30/2023)																
24940	YAKUMO	07/28/1960	Active	34	3	2	3.03%	35	12	1	Y		N	05/2025		
24941	YOICHI	10/17/1960	Active	50	3	1	4.17%	50	31	0	Y			01/2026		\$1,180.72

Clubs Cancelled Previous Fiscal Year – Clubs Cancelled within last 12 months may be reinstated

Club Number	Club Name	Charter Date	Current Status*	Cancellation Date
24871	MUKAWA	08/19/1967	Cancelled(6*)	06/29/2025



Club Health Assessment for District 331 C through January 2026

INTERNATIONAL

Club Number	Club Name	Charter Date	Status		Membership						Reports				Finance	LCIF			
			Times in Status Quo in Past 2 Years	Current Member Count **	YTD Members Added	YTD Members Dropped	YTD Net Growth***	Member Count 1 Year Ago	Dropped Members Avg.Length of Service	Months Since Membership Update	Current Officers Reported ****	Current President Repeated Term	VP Reported *****	Last Date Reported Service (mm/yyyy)	Account Balance	YTD Donations			
Current Total Clubs Count	YTD New Clubs Count	YTD Cancelled Clubs Count	YTD Net Club Gain	Current Total Members Count	YTD Add	YTD Drop	YTD Net Growth %	Member Count 12 Months Ago	Average Member Count Per Club	% of Clubs with less than 20 members	% No Officer Report in 12 Months	% of Clubs with balance 90+ days	Number of Clubs in Status Quo	% Status Quo Clubs in Financial Suspension	Number of Cancelled Clubs	Average Cancelled Club Age	Members Lost Due to Cancellation	% of Clubs Cancelled for Non-Financial Reasons	
41	0	1	-1	1,381	71	78	-7	-0.50%	1,447	34	20%	5%	0%	0	0%	1	125	22	100%

* - P - Priority Club. Cancellation Reasons: 1-Objectives/conduct, 2-Non-active club, 5-Non-existing club, 6-Disbanding, 7-Merger, 8-Financial Suspension, 9-District/Multiple District Dues.

** Red denotes below 15 active members.

*** Red denotes 20% + loss.

**** Y - all 3 (President, Secretary, Treasurer) club officers reported, N - not all 3 reported.

***** Abbreviation: N-New, IP-Immediate Past, R-Repeat.